

Direktorat Sekolah Menengah Pertama
Direktorat Jenderal Pendidikan Anak Usia Dini,
Pendidikan Dasar, dan Pendidikan Menengah
Kementerian Pendidikan dan Kebudayaan RI



Modul Pembelajaran Jarak Jauh
pada Masa Pandemi Covid-19
untuk Jenjang Sekolah Menengah Pertama

Mata Pelajaran
**Bahasa
Inggris
Kelas VIII**

Semester Gasal

MODUL

Pembelajaran Jarak Jauh

PADA MASA PANDEMI COVID-19

UNTUK JENJANG SMP

Mata Pelajaran Bahasa Inggris

Kelas VIII – Semester Gasal



Kementerian Pendidikan Dan Kebudayaan RI
Direktorat Sekolah Menengah Pertama
Tahun 2020

**MODUL PEMBELAJARAN JARAK JAUH
PADA MASA PANDEMI COVID-19 UNTUK JENJANG SMP**
Mata Pelajaran Bahasa Inggris - Kelas VIII Semester Gasal

Hak Cipta 2020 pada
Direktorat Sekolah Menengah Pertama
Direktorat Jendral Pendidikan Anak Usia Dini,
Pendidikan Dasar, dan Pendidikan Menengah
Kementerian Pendidikan dan Kebudayaan RI

Dilindungi Undang-Undang

Milik Negara Tidak Diperdagangkan

Pengarah

Drs. Mulyatsyah, MM (Direktur Sekolah Menengah)

Penanggung Jawab

Dra. Ninik Purwaning Setyorini (Koordinator Bidang Penilaian)

Penulis

Nunik Sugesti, M.Hum.

Penelaah

Prof. Dr. Sri Rahmajanti

Editor

Henny Harsian, S.Pd., M.Ed.

Desain dan Tata Letak:

1. Renaldo Rizqi Yanuar, M.Pd
2. Choirul Abdul Jabar Malik, S.Pd
3. Muhammad Haris Fajar Rahmatullah, A.Md.Ak
4. Aqwa Abdillah

Diterbitkan oleh
Kementerian Pendidikan dan Kebudayaan RI
Direktorat Jendral Pendidikan Anak Usia Dini,
Pendidikan Dasar, dan Pendidikan Menengah
Direktorat Sekolah Menengah Pertama
Kompleks Kemendikbud, Gedung E, Lantai 15, 16, 17
Jalan Jendral Sudirman, Senayan, Jakarta, 10270
Telepon/Faksimile: 021-5725707, 5725681
<http://ditsmp.kemendikbud.go.id>

KATA PENGANTAR

Puji Syukur kehadirat Allah SWT, karena atas limpahan rahmat-Nya, kami dapat melaksanakan salah satu tugas dan fungsi Direktorat Sekolah Menengah Pertama (SMP) yang tertuang dalam Peraturan Menteri Pendidikan dan Kebudayaan Republik Indonesia Nomor: 9 Tahun 2020, tentang Perubahan atas Peraturan Menteri Pendidikan dan Kebudayaan Nomor: 45 Tahun 2019, tentang Organisasi dan Tata Kerja Kementerian Pendidikan dan Kebudayaan, antara lain “pelaksanaan kebijakan penjaminan mutu di bidang penilaian pada sekolah menengah pertama” dan “fasilitasi penyelenggaraan di bidang penilaian pada sekolah menengah pertama”.

Sejalan dengan pelaksanaan tugas dan fungsi tersebut serta beberapa kebijakan dan regulasi terkait lainnya, khususnya kebijakan dan regulasi yang terkait dengan pelaksanaan pendidikan pada masa pandemi Covid-19, kami telah berhasil menyusun sejumlah modul dari sembilan mata pelajaran, yang disesuaikan dengan kebijakan kurikulum kondisi khusus dan pelaksanaan Pembelajaran Jarak Jauh (PJJ) pada masa pandemi Covid-19 untuk jenjang Sekolah Menengah Pertama (SMP). Selain itu, telah dihasilkan pula buku Pedoman Pengelolaan Pembelajaran Jarak Jauh jenjang SMP pada masa pandemi Covid-19. Penyiapan dokumen-dokumen tersebut dilakukan dalam rangka mendukung pelaksanaan kebijakan penjaminan mutu dan pemberian fasilitasi penyelenggaraan pendidikan, khususnya untuk jenjang SMP pada masa pandemi Covid-19 ini.

Besar harapan kami, agar dokumen-dokumen yang telah dihasilkan oleh Direktorat SMP bersama tim penulis yang berasal dari unsur akademisi dan praktisi pendidikan tersebut, dapat dimanfaatkan secara optimal oleh semua pihak terkait, baik dari unsur dinas pendidikan kabupaten/kota, para pendidik, dan tenaga kependidikan, sehingga pada akhirnya dapat menjadi bagian alternatif yang dapat membantu sekolah dalam penyelenggaraan pendidikan.

Kami menyadari bahwa dokumen yang dihasilkan ini masih terdapat banyak kekurangan. Oleh karena itu, kami sangat mengharapkan kritik dan saran dari berbagai pihak, untuk perbaikan dan penyempurnaan lebih lanjut.

Kami menyampaikan ucapan terima kasih dan penghargaan yang setinggi-tingginya atas peran serta aktif dari berbagai pihak dalam penyusunan semua dokumen yang dikeluarkan oleh Direktorat SMP tahun 2020 ini. Secara khusus diucapkan terima kasih dan penghargaan kepada tim penyusun yang telah bekerja keras dalam menuntaskan penyusunan dokumen-dokumen tersebut.

Jakarta, September 2020

Direktur Sekolah Menengah Pertama,



Drs. Mulyatsyah, MM

NIP 19640714 199303 1 001

DAFTAR ISI

KATA PENGANTAR	iv
DAFTAR ISI	vi
PENDAHULUAN	vii
Modul 1	
Happy Birthday to You	1
A. Kompetensi Dasar & Pemetaan Kompetensi	2
B. Tujuan Pembelajaran	3
C. Peran Guru & Orang Tua	5
D. Lesson 1	7
E. Lesson 2	23
F. Lesson 3	55
G. Lesson 4	68
H. Evaluasi	77
I. Kunci Jawaban Evaluasi	83
J. Glosarium	87
K. Daftar Pustaka	89
L. Daftar Gambar	90

PENDAHULUAN

Modul ini merupakan bahan ajar berseri yang dirancang untuk Ananda gunakan dalam belajar mandiri. Modul ini akan membantu dan memberikan pengalaman belajar yang bermakna bagi Ananda untuk mencapai kompetensi yang dituju secara mandiri.

Sebagai bahan ajar, unsur-unsur pokok modul ini terdiri atas (a) tujuan pembelajaran, (b) aktivitas pembelajaran, dan (c) evaluasi. Tujuan pembelajaran menjadi sasaran penguasaan kompetensi yang dituju dalam belajar. Aktivitas pembelajaran berupa aktivitas-aktivitas yang Ananda akan lakukan agar memperoleh pengalaman-pengalaman belajar yang bermakna dalam mencapai tujuan pembelajaran. Evaluasi ialah proses penentuan kesesuaian antara proses dan hasil belajar dengan tujuan pembelajaran. Dalam hal ini, evaluasi bertujuan untuk memberikan latihan sekaligus mengukur tingkat ketercapaian kompetensi yang Ananda peroleh sesuai dengan tujuan pembelajaran yang telah ditetapkan pada bagian awal modul.

Modul ini menggunakan pendekatan belajar tuntas. Dalam hal ini Ananda harus mencapai tingkat ketuntasan kompetensi tertentu sebelum Ananda melanjutkan untuk pencapaian kompetensi selanjutnya pada modul berikutnya.

Belajar mandiri ialah proses belajar aktif yang Ananda akan lakukan dengan menggunakan modul ini. Dalam belajar aktif tersebut dibutuhkan dorongan niat atau motif Ananda untuk menguasai kompetensi yang telah ditetapkan pada bagian awal modul. Sasaran utama dalam belajar mandiri tersebut ialah Ananda dapat memperoleh kompetensi yang telah ditetapkan serta memperoleh kemandirian dalam belajar.

Aktivitas pembelajaran dalam modul ini berpusat pada diri Ananda, bukan pada guru maupun materi ajar. Artinya, Ananda merupakan subjek yang aktif dan bertanggung jawab dalam pembelajaran Ananda sendiri sesuai dengan kecepatan belajar Ananda.

Strategi pembelajaran dalam modul ini memfasilitasi pengalaman belajar bermakna. Selain memperoleh kompetensi utama, yaitu kompetensi yang ditetapkan pada tujuan pembelajaran, Ananda juga akan memperoleh pengalaman belajar terkait dengan pengembangan karakter, literasi, berpikir kritis, kreativitas, kolaborasi, dan komunikasi efektif.

PENDAHULUAN

Modul ini juga dapat digunakan oleh orang tua Ananda secara mandiri untuk mendukung aktivitas belajar Ananda di rumah. Dukungan orang tua sangat diharapkan agar Ananda benar-benar memiliki kebiasaan belajar yang mandiri dan bertanggungjawab. Orang tua juga diharapkan menyediakan diri untuk berdiskusi dan terlibat dalam aktivitas belajar jika Ananda membutuhkannya.

Aktivitas-aktivitas belajar Ananda dalam modul ini sedapat mungkin memaksimalkan potensi semua sumber belajar yang ada di lingkungan sekitar Ananda. Amatilah dan manfaatkanlah.

Setiap aktivitas pembelajaran dapat disesuaikan dengan kondisi Ananda, orang tua, guru, sekolah, dan lingkungan sekitar. Bagaimana pun utamakan kesehatan. Jangan melakukan hal-hal yang membahayakan kesehatan diri sendiri, keluarga, guru, sekolah, dan lingkungan Ananda.

Tetap semangat dan selamat belajar!

MODUL 1



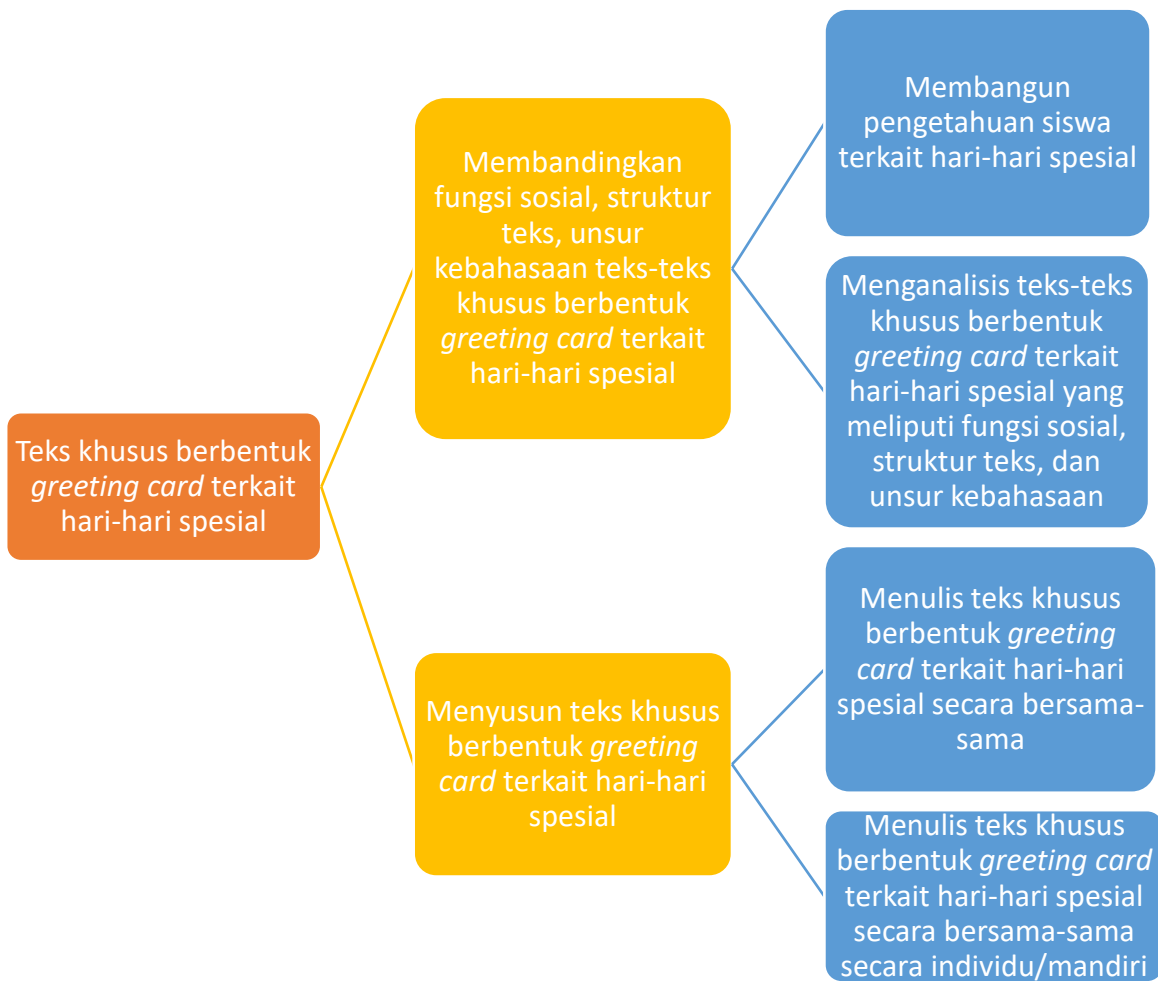
Picture 1



Kompetensi Dasar

- 3.2 Membandingkan fungsi sosial, struktur teks, dan unsur kebahasaan beberapa teks khusus dalam bentuk *greeting card*, dengan memberi dan meminta informasi terkait dengan hari-hari spesial, sesuai dengan konteks penggunaannya
- 4.2 Menyusun teks khusus dalam bentuk *greeting card*, sangat pendek dan sederhana, terkait hari-hari spesial dengan memperhatikan fungsi sosial, struktur teks, dan unsur kebahasaan, secara benar dan sesuai konteks

Pemetaan Kompetensi



Tujuan Pembelajaran

Pembelajaran ke ...	Tujuan Pembelajaran
1 (Lesson 1)	<ol style="list-style-type: none"> 1. Melalui kegiatan membaca teks tentang Hari Raya Idul Fitri, siswa dapat menentukan berbagai informasi dalam teks dengan tepat. 2. Melalui kegiatan membaca teks tentang perayaan tahun baru, siswa dapat menentukan apakah informasi sesuai dengan isi teks dengan tepat. 3. Melalui kegiatan memperagakan percakapan antara dua orang, siswa dapat menentukan informasi rinci dengan benar. 4. Melalui kegiatan membaca kartu ucapan ulang tahun, siswa dapat menentukan berbagai informasi dalam teks dengan tepat. 5. Melalui serangkaian kegiatan yang dilakukan selama pembelajaran, siswa dapat menunjukkan rasa tanggung jawab, disiplin dan percaya diri. 6. Melalui berbagai kegiatan pembelajaran, siswa dapat menunjukkan kemampuan berliterasi. 7. Melalui berbagai kegiatan pembelajaran, siswa dapat menunjukkan kemampuan berpikir kritis dan berkomunikasi.
2 (Lesson 2)	<ol style="list-style-type: none"> 1. Melalui kegiatan membaca sejumlah <i>greeting cards</i>, siswa dapat mengidentifikasi jenis-jenis <i>greeting cards</i> terkait hari-hari spesial dengan tepat. 2. Melalui kegiatan membaca penjelasan tentang tujuan komunikatif teks, siswa dapat membandingkan tujuan komunikatif berbagai <i>greeting cards</i> dengan benar. 3. Melalui kegiatan membaca sejumlah <i>greeting cards</i>, siswa dapat <ol style="list-style-type: none"> a. membandingkan topik berbagai <i>greeting cards</i> dengan tepat. b. membandingkan situasiberbagai <i>greeting cards</i> dengan tepat. 4. Melalui kegiatan membaca sebuah <i>greeting card</i>, siswa dapat membandingkan peran penulis dan pembaca dengan tepat. 5. Melalui kegiatan membaca penjelasan tentang bagian-bagian <i>greeting cards</i>, siswa dapat menentukanstruktur teks <i>greeting cards</i> dengan benar. 6. Melalui kegiatan membaca sejumlah <i>greeting cards</i>, siswa dapat:

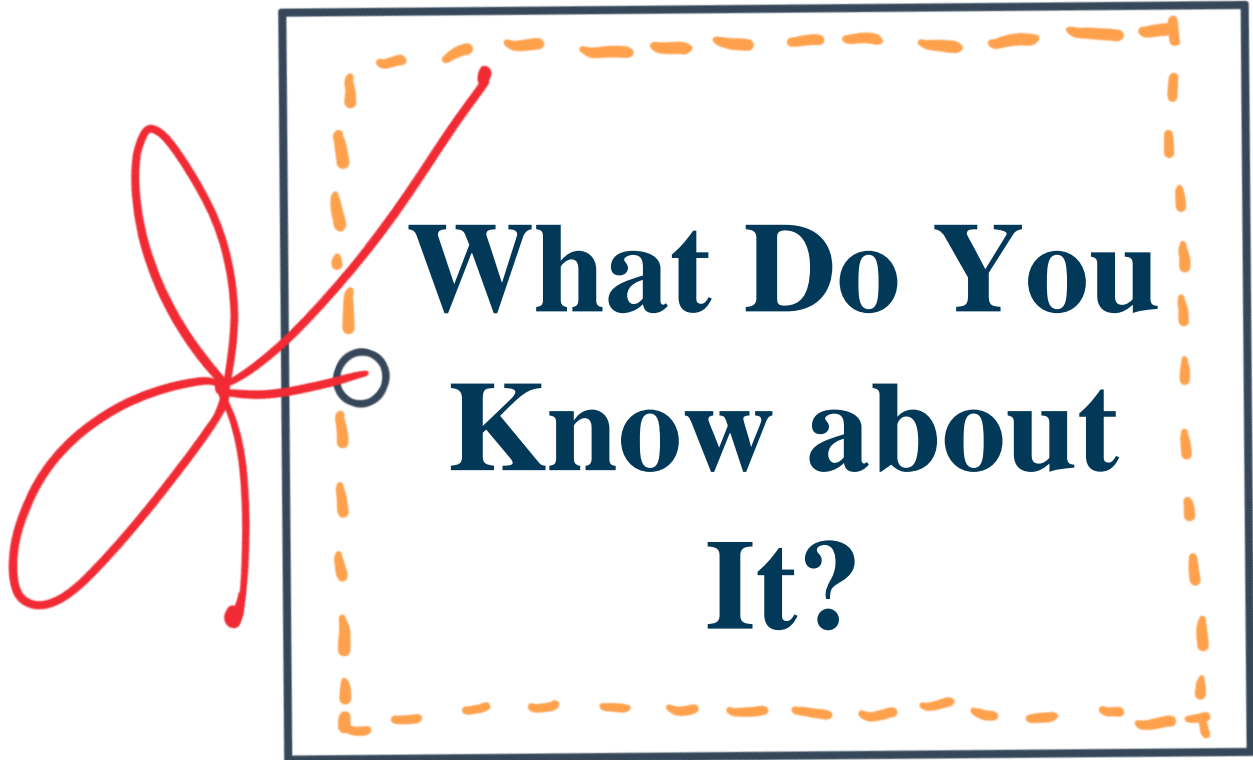
Pembelajaran ke ...	Tujuan Pembelajaran
	<p>a. menentukan kosakata yang digunakan dalam <i>greeting cards</i> dengan tepat.</p> <p>b. menentukan ungkapan yang digunakan dalam <i>greeting cards</i> dengan tepat.</p> <p>c. menentukan kata ganti yang digunakan dalam <i>greeting cards</i> dengan tepat.</p> <p>7. Melalui kegiatan menyusun kata acak, siswa dapat membuat ungkapan yang tepat dengan benar.</p> <p>8. Melalui kegiatan membaca dan menyusun kata acak, siswa dapat menunjukkan sikap disiplin, dan kemampuan berpikir kritis.</p> <p>Melalui kegiatan membaca dan membandingkan <i>greeting cards</i>, siswa dapat menunjukkan sikap tanggung jawab, kemampuan berpikir kritis dan berliterasi.</p>
<p>3 (Lesson 3)</p>	<p>1. Melalui kegiatan menyusun kembali kalimat-kalimat yang diacak dan situasi-situasi yang diberikan, siswa dapat membuat kartu ucapan bersama guru, teman atau keluarga anggota.</p> <p>2. Berdasarkan kartu-kartu situasi yang disediakan, siswa dapat membuat kartu ucapan bersama guru, teman atau keluarga anggota.</p> <p>3. Melalui serangkaian kegiatan yang dilakukan selama pembelajaran, siswa dapat menunjukkan rasa tanggung jawab, disiplin dan percaya dirinya.</p> <p>4. Melalui berbagai kegiatan pembelajaran, siswa dapat menunjukkan kemampuan berliterasi.</p> <p>5. Melalui berbagai kegiatan pembelajaran, siswa dapat menunjukkan kemampuan berkolaborasi, dan berkomunikasi.</p>
<p>4 (Lesson 4)</p>	<p>1. Berdasarkan kartu-kartu situasi yang disediakan, siswa dapat membuat kartu ucapan secara mandiri.</p> <p>2. Melalui serangkaian kegiatan yang dilakukan selama pembelajaran, siswa dapat meningkatkan rasa tanggung jawab, disiplin dan percaya dirinya.</p> <p>3. Melalui berbagai kegiatan pembelajaran, siswa dapat menunjukkan kemampuan berliterasi.</p> <p>4. Melalui berbagai kegiatan pembelajaran, siswa dapat menunjukkan kemampuan berkolaborasi, dan berkomunikasi.</p>

Peran Guru & Orang Tua

Pembelajaran ke ...	Peran Guru	Peran Orang tua
1 (Lesson 1)	<ol style="list-style-type: none"> 1. Menyediakan bahan ajar utama dan bahan ajar pendukung 2. Membacakan teks yang harus disimak peserta didik apabila peserta didik tidak memiliki fasilitas untuk mendengarkan 3. Memberikan bantuan teknis apabila peserta didik mengalami kendala 	<ol style="list-style-type: none"> 1. Memastikan ketersediaan bahan ajar. 2. Memberikan bantuan teknis apabila anak mengalami kendala 3. Menjembatani komunikasi antara guru dengan anak
2 (Lesson 2)	<ol style="list-style-type: none"> 1. Menyediakan bahan ajar utama dan bahan ajar pendukung 2. Membacakan teks yang harus disimak peserta didik apabila peserta didik tidak memiliki fasilitas untuk mendengarkan 3. Memberikan bantuan teknis apabila peserta didik mengalami kendala 	<ol style="list-style-type: none"> 1. Memastikan ketersediaan bahan ajar. 2. Memberikan bantuan teknis apabila anak mengalami kendala 3. Menjembatani komunikasi antara guru dengan anak

Pembelajaran ke ...	Peran Guru	Peran Orang tua
3 (Lesson 3)	<ol style="list-style-type: none">1. Memberikan bantuan teknis apabila peserta didik mengalami kendala2. Memberikan dukungan moril agar peserta didik bersemangat dan percaya diri dalam menyusun teks lisan dan tulis	<ol style="list-style-type: none">1. Memastikan keberadaan partner bagi anak untuk praktik2. Memberikan bantuan teknis apabila anak mengalami kendala3. Menjembatani komunikasi antara guru dengan anak
4 (Lesson 4)	<ol style="list-style-type: none">1. Memberikan bantuan teknis apabila peserta didik mengalami kendala2. Memberikan dukungan moril agar peserta didik bersemangat dan percaya diri dalam menyusun teks lisan dan tulis	<ol style="list-style-type: none">1. Memastikan keberadaan partner bagi anak untuk praktik2. Memberikan bantuan teknis apabila anak mengalami kendala3. Menjembatani komunikasi antara guru dengan anak

LESSON 1



At the end of the lesson you will be able to explain various information about special days.



Picture 2

Let's Get Ready



Look at the pictures below carefully and answer the questions that follow.

Cermati gambar dengan seksama dan jawablah pertanyaan-pertanyaannya!



Picture 3



Picture 4



Picture 5



Picture 6



Picture 7



Picture 8

Questions

1. What are the pictures about?

.....
.....
.....
.....
.....

2. Are the occasions special to you? Why?

.....
.....
.....
.....
.....

3. Are the occasions special for other people, too? Why?

.....
.....
.....
.....
.....

4. What do you usually do to other people in that occasions?

.....
.....
.....
.....
.....

5. What do other people usually do to you when you experience the moments?

.....
.....
.....
.....

Let's Study

ACTIVITY 1



Read the text below carefully and based on it, answer the questions.

Bacalah teks di bawah ini dengan seksama dan berdasarkan teks tersebut, jawablah pertanyaan-pertanyaan!

Eid marks the end of a month of fasting from dawn to sunset, as well as spiritual reflection and prayer.

Under usual circumstances, the day starts with prayers and a big meal is usually the main event, but there's lots of other ways people celebrate, too.

During Eid, one of the most common things you'll hear people say to one another is "Eid Mubarak!" This literally means "blessed Eid" and is a way of expressing celebration. You might also hear "Eid sa'id" which means "happy Eid".

Other countries have different greetings though. In Nigeria, people are likely to say "Balla da Sallah", which is the Hausa for happy Eid. In Malaysia, Eid is called Hari Raya, so to wish someone a happy Eid, you would say "Selamat Hari Raya".

As well as the universal traditions, there are some more quirky ones in different countries. One of these is in Afghanistan, where a popular Eid activity is to paint hard-boiled eggs and have a food fight with them, in what is known as Tokhm-Jangi. Everyone gets involved, and the aim is to break your opponent's egg while keeping yours intact. (Taken from <https://www.bbc.co.uk/bitesize/articles/z4cmkmn>)

Here are the questions.

1. What is the text about?

2. Mention different ways of saying happy Eid in the text.

3. What are the activities during Eid in different places mentioned in the text?

4. What is the meaning of Eid Mubarak?

5. How do you celebrate it in your place?

ACTIVITY 2



Read the following text about New Year celebrations carefully to state whether the statements are true or false.

Bacalah teks berikut tentang perayaan tahun baru dengan seksama untuk menyatakan apakah pernyataan-pernyataan berikut ini benar atau salah!

The words below may help you.

Kata-kata di bawah ini mungkin akan membantu Ananda.

astonomical (noun)	: perbintangan
barley (noun)	: jemawut (sejenis sereal)
coincide (verb)	: bertepatan
commitment (noun)	: komitmen
flood (verb)	: membanjiri
host (noun)	: tuan rumah
ritual (adjective)	: ritual

NEW YEAR

Old celebrations

There have been celebrations to mark the beginning of a new year for thousands of years. Sometimes these were simply an opportunity for people to eat, drink and have fun, but in some places the festivities were connected to the land or astronomical events. For example, in Egypt the beginning of the year coincided with when the River Nile flooded, and this normally happened when the star Sirius rose. The Persians and Phoenicians started their new year

at the spring equinox (this is around 20 March when the Sun shines more or less directly on the equator and the length of the night and the day are almost the same).

The oldest celebration The city of Babylon in ancient Mesopotamia was where the first New Year's celebrations were recorded about 4,000 years ago. The Babylonians held their celebrations on the first new moon after the spring equinox and called this festival Akitu (which comes from the word the Sumerians used for barley). Barley was cut in Mesopotamia in the spring, and during Akitu there was a different ritual on each of the 11 days that the celebration lasted. Statues of the gods were carried through the streets of the city, and in this way the Babylonians believed that their world had been cleaned to prepare for the new year and a new spring.

Modern celebrations

In many cities all over the world, spectacular fireworks displays take place as soon as the clock passes midnight on 31 December. In recent years, Sydney in Australia has been the host to one of the first of these celebrations as New Year arrives there before most other major international cities. The display takes place in Sydney Harbour, with the Opera House and Harbour Bridge making it a stunning setting. Fireworks light up the skies in hundreds of cities as 12 midnight strikes around the globe.

Traditions that live on

There are a number of strange and interesting New Year's traditions around the world. In Scotland, New Year's Eve is called Hogmanay and 'first footing' remains a popular custom with people visiting friends' and neighbours' houses just after midnight. The first person who visits your house should bring a gift as this will mean good luck. In Spain, it is the custom to eat 12 grapes as the bells sound for midnight on 31 December. One grape is eaten at each sound of the bell and each grape is supposed to bring good luck for each month of the year ahead. In Brazil, Ecuador, Bolivia, Venezuela and some other Central and South American countries, people wear special underwear of different colours on New Year's Eve. Red is supposed to be good for bringing love in the new year, while yellow is supposed to bring money.

Out with the old, in with the new The new year is a perfect time to make a change for the better. The tradition of making New Year’s resolutions is more common in the western hemisphere but also exists in the eastern hemisphere. This tradition involves a person making a commitment to change an unwanted habit or behaviour or setting a personal objective. Typical New Year’s resolutions might be to give up smoking, eat healthier food, do more exercise, become more organised or laugh more – but really, a New Year’s resolution can be almost anything. However, research suggests that many New Year’s resolutions fail. Being realistic about the objectives you set and not making too many New Year’s resolutions might help you to achieve success.

(Taken from <https://learnenglish.britishcouncil.org/sites/podcasts/files/LearnEnglish-Magazine-New-Year-celebrations.pdf>)

No	Statements	True/False
1	Many years ago, new year celebrations were almost always held at the time of an astronomical event.	
2	During Akitu in ancient Mesopotamia, a variety of rituals took place.	
3	The way Sydney welcomes the new year is very different from other important cities.	
4	‘First footing’ in Scotland involves people giving presents.	
5	In Spain, people eat a number of grapes just after midnight during New Year celebrations.	
6	Researchers have found out that many people do not succeed in keeping their New Year’s resolutions.	

(<https://learnenglish.britishcouncil.org/sites/podcasts/files/LearnEnglish-Magazine-New-Year-celebrations.pdf>)

ACTIVITY 3



Act out the following conversation and complete the statements that follow.

Peragakan percakapan berikut ini dan lengkapi pernyataan-pernyataan!

- Rahel : Hey, Daniel! How was the mathematics competition? Did you and your team go home with the trophy?
- Daniel : Thank God, we did. Fortunately we succeeded to get the first place. It's really special for us.
- Rahel : Wow, that's a good job, Dan. Congratulation on your team success!
- Daniel : Thank you very much for saying so, Rahel. So, how about you and your team in science competition?
- Rahel : Unfortunately, I and my team didn't get the first place. We got the third place but I was really happy since we had won over many other teams and gone that far.
- Daniel : That's the spirit, Rahel! I am sure you and your friend did it very well. I congratulate you on your great success.
- Rahel : Thank you very much, Daniel. We still have to learn more to be the first like your teams did.
- Daniel : Cool! Let's fight for the next competition!

Adapted from <https://alifkhaf.com/2019/11/22/congratulating-others/>

Here are the incomplete statements.

- The topic of the conversation is _____.
- Rahel is probably Daniel's _____.
- Daniel joined the _____ competition and Rahel joined the _____ competition.
- Daniel's team got the _____ place
- Rahel's team got the _____ place.

ACTIVITY 4



Study the following card carefully. Then, discuss the questions with your friend(s).

Pelajari kartu berikut ini dengan seksama. Lalu, diskusikan pertanyaan-pertanyaan dengan temanmu.



Picture 9

Here are the questions.

1. What is the purpose of the person to write and send this card?

2. When is this card usually written and sent to someone?

3. What kind of feeling is expressed in the card?

4. What do people usually say in such a card?

5. What language expressions are used in the card to express the feeling?

Let's Check



Read the following texts on Christmas Celebration in some countries. Find the similarities and differences in their celebrations by completing the diagram venn.

Bacalah teks-teks berikut ini tentang perayaan Hari Natal di beberapa negar!. Temukan persamaan dan perbedaan perayaannya dengan melengkapi diagram venn!

CHRISTMAS CELEBRATIONS	
POLAND	UK
<p>Christmas in Poland is celebrated with gift-giving, church services, and watching the wildly popular film, "Home Alone," according to Why Christmas. Carp is usually the main dish of Christmas Eve dinner in Poland.</p> <p>Though most people simply buy a cut of fish from the market, it's considered traditional for the lady of the house to keep a live carp in the bathtub for a few days before Christmas and kill it herself just before cooking. The scales from the carp are considered good luck.</p>	<p>Rather than hanging Christmas stockings over the fireplace, families in the UK typically hang them at the foot of their beds. Paper crowns are typically worn at Christmas dinner and Christmas crackers – paper tubes that explode with confetti and prizes when pulled – make for lighthearted fun around the holidays. Boxing Day falls on December 26 and is a bit like Black Friday in the US.</p>

CHRISTMAS CELEBRATIONS

FINLAND

In Finland, one of the main events of the holiday season is St. Lucia Day on December 13. On this date, the eldest girl in each family dons a white robe and a crown of candles before serving her family buns, cookies, coffee, or mulled wine.

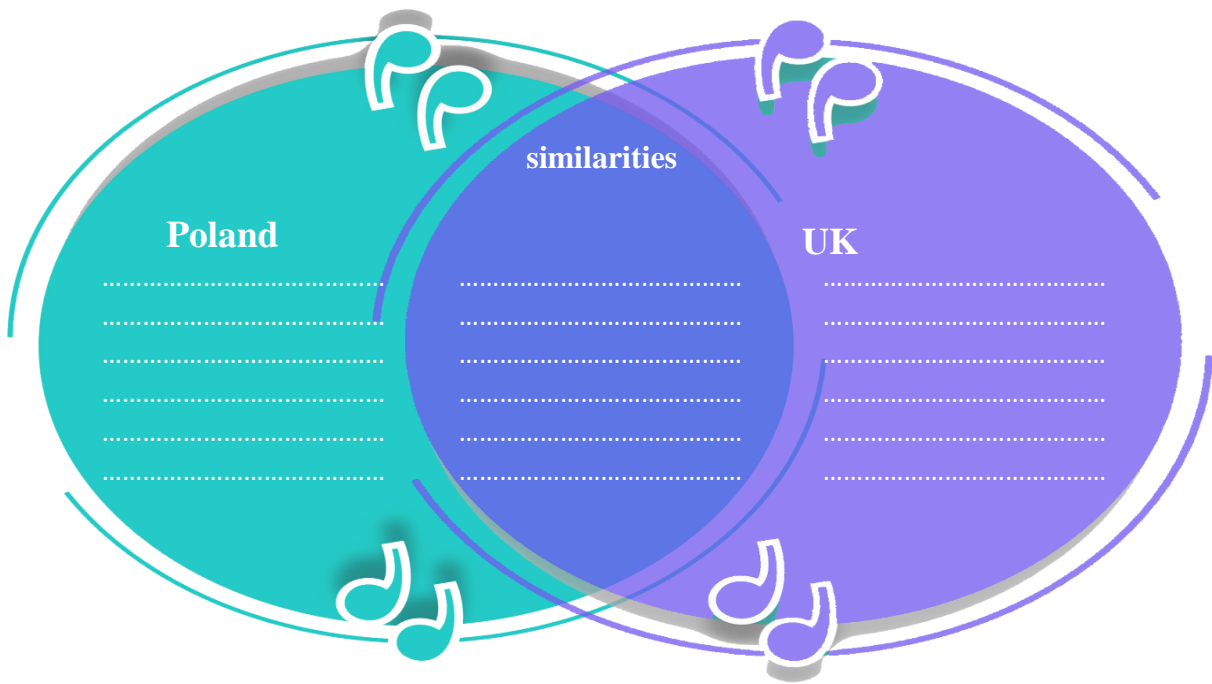
On Christmas Eve, many Finnish families visit the sauna to relax or go to cemeteries to remember loved ones. For Christmas lunch, the traditional meal is a porridge containing a hidden almond, though it's likely this originated in Sweden, according to the University of Helsinki. Whoever finds the almond will have good luck for the rest of the year.

GREECE

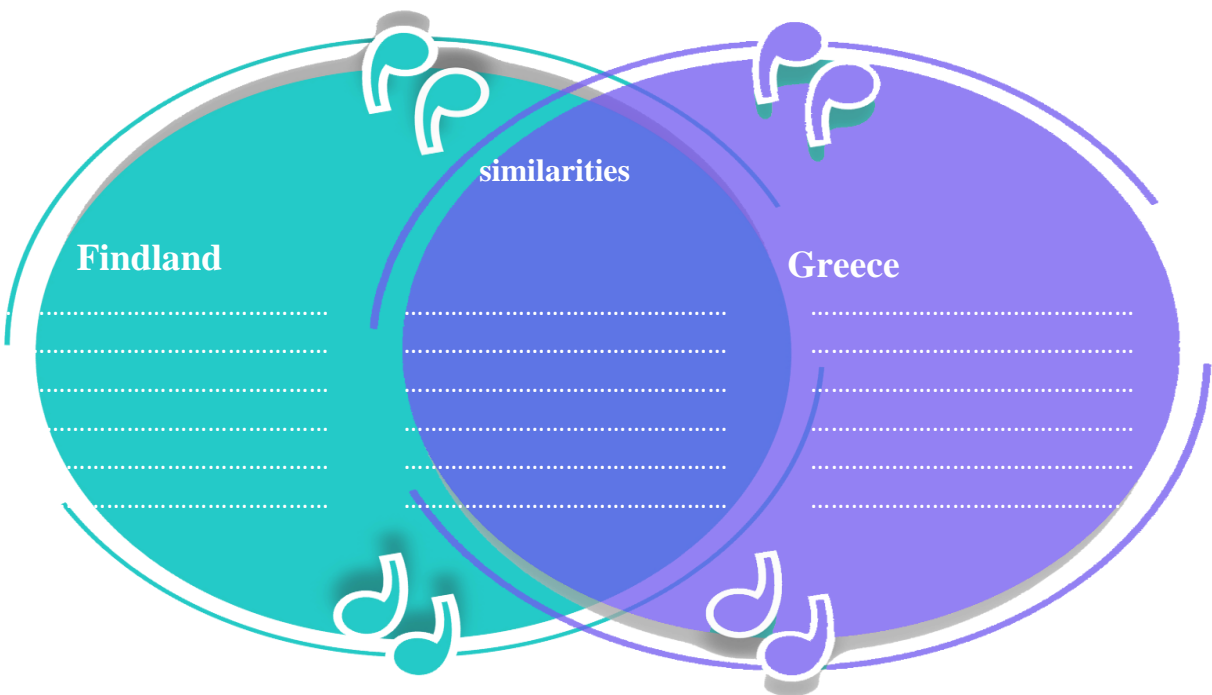
Greece is primarily a Greek Orthodox nation, and people often attend midnight church services and observe an Advent fast during the holidays. Families might also sprinkle holy water from a basil-wrapped cross to ward off the "kallikantzaroi," which are evil spirits that creep into homes via the chimney and cause mischief. Keeping a fire burning for the twelve days of Christmas is also a good way to prevent the kallikantzaroi from troubling you.

Christmas traditions in Greece also include unwrapping gifts brought by Saint Basil, munching on treats like baklava and spiced bread, and caroling.

(Adapted from <https://www.insider.com/christmas-around-the-world>)



Picture 10



Picture 11

Let's Sum Up



Complete the following table to summarize what you have learned in this unit. Write down the examples of special days and the details.

Lengkapi tabel di bawah ini untuk merangkum apa yang sudah kamu pelajari! Tuliskan contoh-contoh hari spesial dan detailnya.

SPECIAL DAYS		
Event	When	What people do
1. New Year	January 1	
2.		
3.		
4.		
5.		
6.		
7.		
8.		
9.		
10.		

Let's Reflect



Reflect on what you have done in this lesson by answering the following questions.

Refleksikan diri Ananda tentang apa yang telah Ananda pelajari dalam pembelajaran ini dengan cara menjawab pertanyaan-pertanyaan berikut.

Questions	Your answer
Do you find the topic of special days interesting?	
What is the most interesting thing about special days?	
I can mention the examples of special days.	
I can explain what special days are.	
Which activity do you find the most challenging?	

Answer Key

Activity 1

1. The text is about Eid in different places.
2. Eid Mubarak, Eid sa'id, Balla da Sallah, Selamat Hari Raya
3. praying, having big meals, painting hard-boiled eggs, having a food fight
4. blessed Eid
5. Jawaban bervariasi sesuai dengan kondisi siswa

Activity 2

1. False
2. True
3. False
4. True
5. False

Activity 3

1. Winning competitions
2. probably school friends
3. Daniel – mathematics and Rahel – science
4. Daniel – first place
5. Rahel – third place

Activity 4

1. to congratulate someone on his/her birthday
2. on someone's birthday
3. happy feeling
4. happy birthday and wishes
5. Happy birthday to you, May God bless you, I wish you a great success. etc
(jawaban bisa bervariasi)



LESSON 2



At the end of the lesson you will be able to identify the social function, generic structure, and linguistic features of greeting cards related to special days.



Picture 2

Let's Get Ready



Individually read the following greeting cards carefully to find out whether you are familiar with them.

Secara individu bacalah kartu-kartu ucapan berikut ini dengan cermat untuk mengetahui apakah Ananda mengenalnya!

The following words may help you.

Kata-kata berikut ini akan membantu Ananda.

diaper (noun)	: popok
laughter (noun)	: tawa
receive (verb)	: menerima
send (verb)	: mengirim
soon (adverb)	: segera
tear (noun)	: airmata
through (preposition)	: melalui
well (adj)	: sehat

Here are some greeting cards.

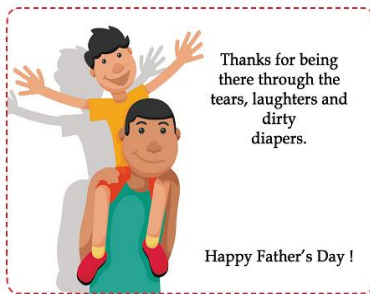
Berikut ini beberapa kartu ucapan.



Picture 12



Picture 13



Picture 14



Picture 15

Answer the questions to share your experiences of receiving and sending greeting cards.

Jawablah pertanyaan-pertanyaan ini berdasarkan pengalaman Ananda menerima dan mengirim kartu ucapan!

1. Do you sometimes receive a greeting card from someone?
2. If you say yes, in what occasion is it?
3. Do you sometimes send a greeting card to someone?
4. What do usually you write in your greeting card?

Let's Study

ACTIVITY 1



Study the following greeting cards carefully. Put them into their groups by writing the letters in the circles.

Cermati kartu-kartu ucapan berikut ini dengan seksama! Kelompokkan mereka dengan menuliskan huruf-huruf ke dalam lingkaran!

The following words may help you.

Kata-kata berikut akan membantu Ananda.

amazing (adj)	: luar biasa
congratulations	: selamat
enjoy (verb)	: menikmati
feel (verb)	: merasa
hear (verb)	: mendengar
hope (verb)	: berharap
sympathy (noun)	: simpati



Picture 16
A



Picture 17
B



Picture 18
C



Picture 19
D



Picture 20
E



Picture 21
F



Picture 22
G



Picture 23
H



Picture 24

I



Picture 25

J



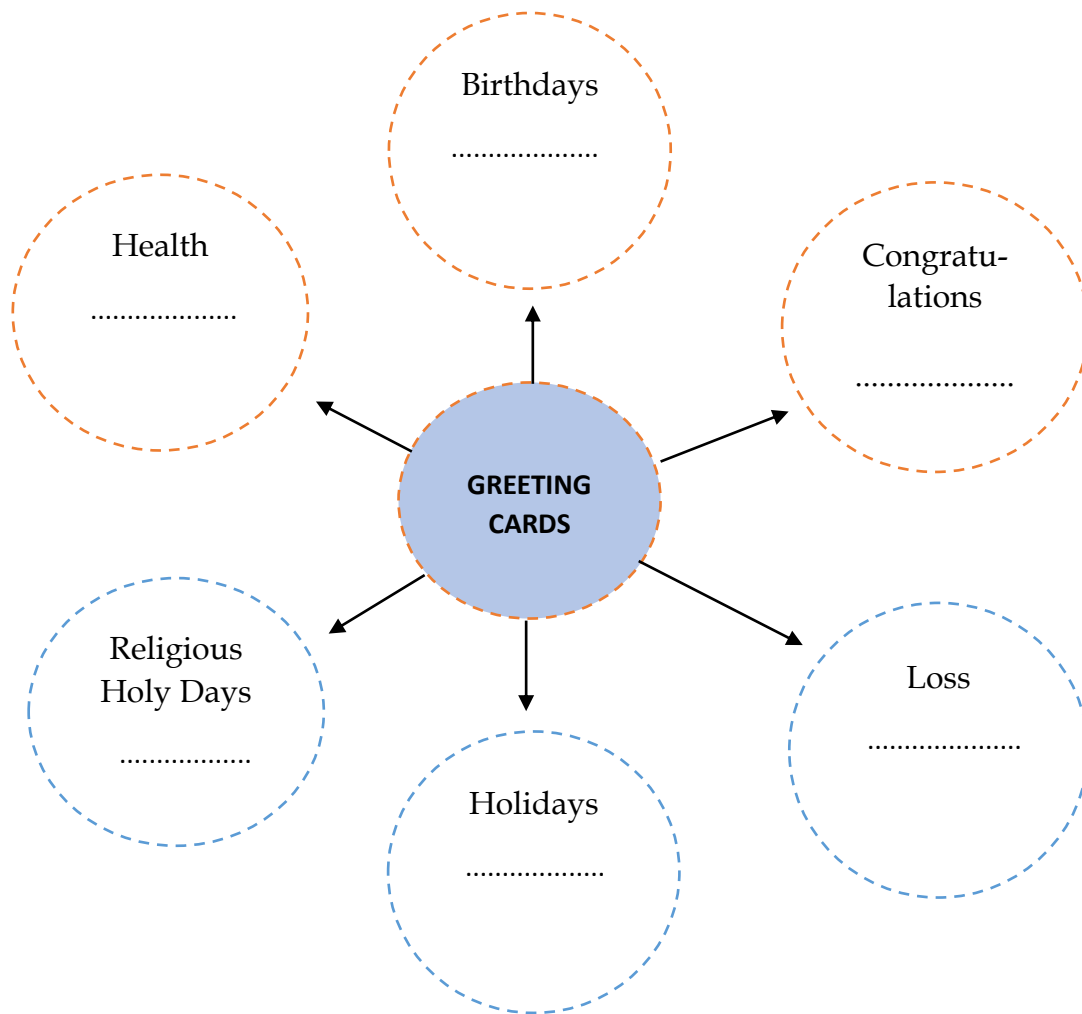
Picture 26

K



Picture 27

L

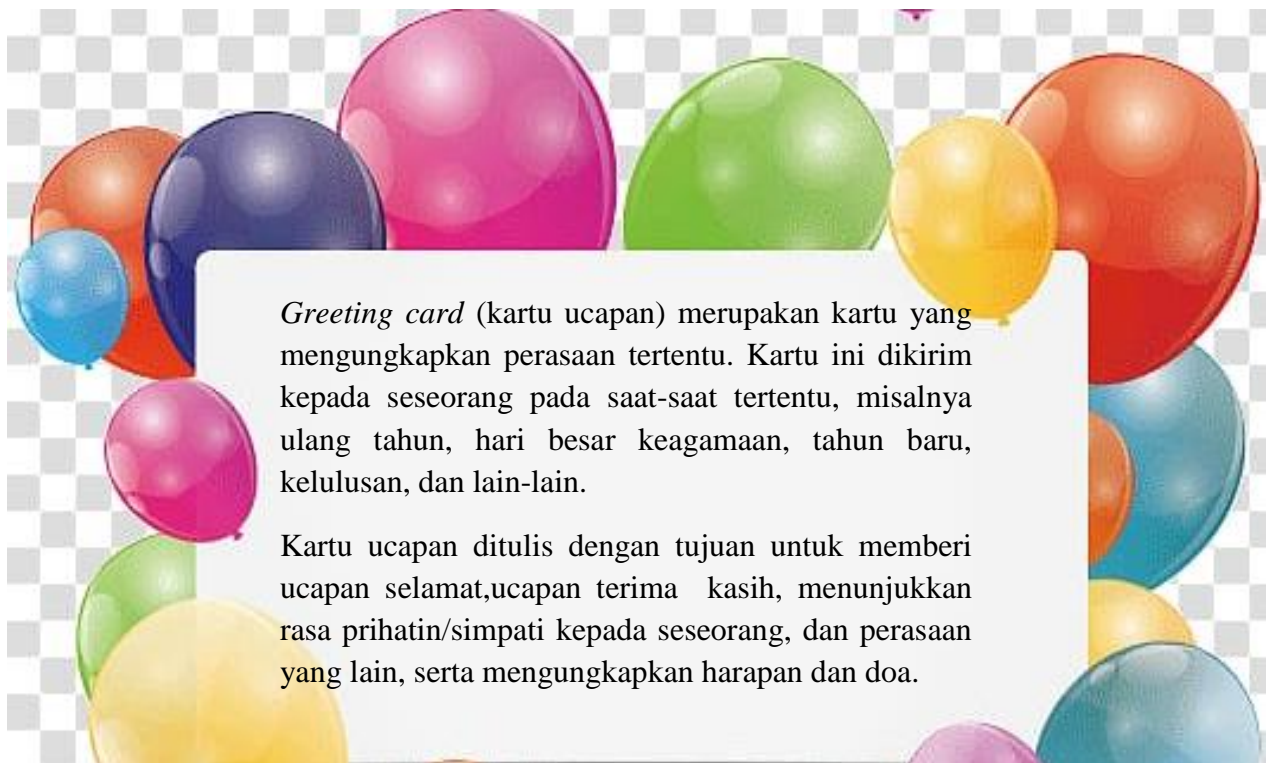


ACTIVITY 2



Read the explanation below about the purposes of greeting cards.

Baca penjelasan berikut ini tentang tujuan penulisan kartu ucapan!



Greeting card (kartu ucapan) merupakan kartu yang mengungkapkan perasaan tertentu. Kartu ini dikirim kepada seseorang pada saat-saat tertentu, misalnya ulang tahun, hari besar keagamaan, tahun baru, kelulusan, dan lain-lain.

Kartu ucapan ditulis dengan tujuan untuk memberi ucapan selamat, ucapan terima kasih, menunjukkan rasa prihatin/simpati kepada seseorang, dan perasaan yang lain, serta mengungkapkan harapan dan doa.

Picture 28


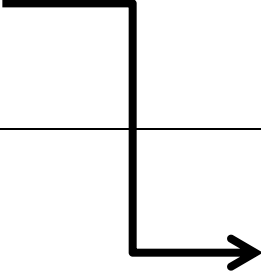




ACTIVITY 3



Read the other examples of greeting cards carefully to identify their purposes. Match the greeting cards and their purposes by drawing lines. One is done for you as an example.

Bacalah contoh-contoh kartu ucapan yang lain dengan cermat untuk mengetahui tujuannya!

Jodohkan kartu ucapan dan tujuannya dengan menggambar garis! Nomor 1 sudah dikerjakan sebagai contoh untuk Ananda.

1.	Picture 29			A To congratulate someone's on his graduation
2.	Picture 30			B To congratulate someone on his/her birthday
3.	Picture 31			C To make a wish for someone who is sick
4.	Picture 32			D To wish someone for the new year
5.	Picture 33			E To wish someone on eid al adha

ACTIVITY 4



Read the greeting cards carefully. Then, decide the topics for the greeting cards.

Baca kartu-kartu ucapan berikut dengan cermat! Lalu, tentukan topik untuk kartu-kartu ucapan tersebut!

The following words may help you.

Kata-kata berikut akan membantu Ananda.

achievement (noun)	: prestasi
angel (noun)	: malaikat
blossom (verb)	: mekar
encouragement (verb)	: pemberian semangat
graduation (noun)	: kelulusan
hope (noun)	: harapan
joy (noun)	: kegembiraan
lose (verb)	: kehilangan
never (adverb)	: tidak pernah
prayer (noun)	: doa
proud (adj)	: bangga
recovery (noun)	: kesembuhan
warm (adj)	: hangat
spread (verb)	: menyebarkan

New Year

Christmas

Achievement

Mother's day

IdulFitri

Graduation

Encouragemen

A sick person

Holidays

Marriage



1.

Picture 34



2.

Picture 35



3.

Picture 36



4.

Picture 37



5.

Picture 38



6.

Picture 39




7.

Picture 40



8.

Picture 41



9.

Picture 41



10.

Picture 42

ACTIVITY 5



Match the greeting cards above with the descriptions in the table. One is done for you as an example.

Jodohkan kartu ucapan di atas dengan deskripsinya di tabel. Nomor 1 sudah dikerjakan sebagai contoh untuk Ananda!

The following words may help you.

Kata-kata berikut akan membantu Ananda.

achievement (noun)	: prestasi
attain (verb)	: meraih
celebrate (verb)	: merayakan
encourage (verb)	: memberi semangat
pride (noun)	: kebanggaan

No.	Description	Card Number
1.	Somebody sends this card to wish someone for holidays.	6
2.	Somebody sends this card for someone who attains an achievement.	
3.	A member of a family sends this card to greet another member's birthday.	
4.	Somebody sends this card to encourage someone.	
5.	A family sends a greeting card to celebrate the IdulFitri.	
6.	Somebody sends this card to show his/her wishes to someone at the end of the year.	
7.	A member of the family sends this card to the mother on the specialday for mothers.	
8.	Somebody sends this card for the Christmas celebration.	
9.	Somebody sends this card to express happiness and pride for someone who finishes their school.	
10.	Somebody sends this card to someone who is sick.	

ACTIVITY 6



After you do some activities above, write the people's purposes of writing greeting cards.

Setelah kamu melakukan beberapa aktivitas, tuliskan tujuan-tujuan orang menulis kartu ucapan!

Purposes of writing greeting cards

1.

2.

3.

4.

5.

6.

7.

8.

9.

10.

Now, read this.

Bacalah!

CULTURE CORNER



Kartu ucapan konon berasal dari tradisi masyarakat Tiongkok yang gemar berbalas ucapan ketika ada perayaan tahun baru Tiongkok. Namun, penelusuran informasi lain menyebutkan, masyarakat di Mesir sudah lebih dulu memulai tradisi berkirim kartu ucapan.

Terlepas dari sejarah awal berkirim kartu ucapan, setidaknya sudah diketahui bahwa tradisi berkirim ucapan adalah bagian dari budaya menjelang hari-hari istimewa. **Kartu ucapan adalah tanda kasih kepada seseorang yang tak ternilai harganya.**

ACTIVITY 7



Read the text carefully. Then, answer the following questions.

Bacalah teks berikut dengan cermat! Kemudian jawablah pertanyaan-pertanyaan di bawahnya!

The following words may help you.

Kata-kata berikut akan membantu Ananda.

achieve (verb)	: mencapai
determination (noun)	: kesungguhan
graduation (noun)	: kelulusan
importance (noun)	: pentingnya
optimism (noun)	: optimisme
patience (noun)	: kesabaran

Here is the text.

Berikut adalah teksnya.

Dear Hanan,
Congratulations on your successful graduation!
Now, you know the importance of optimism, patience and determination.
Enjoy the things that you've achieved.
You've worked hard!
Your brother,
Irman.

Questions.

Pertanyaan-pertanyaan.

1. Who writes the greeting card?

2. What is the writer's purpose of writing it?

3. Who is the greeting card for?

4. When does the writer send it?

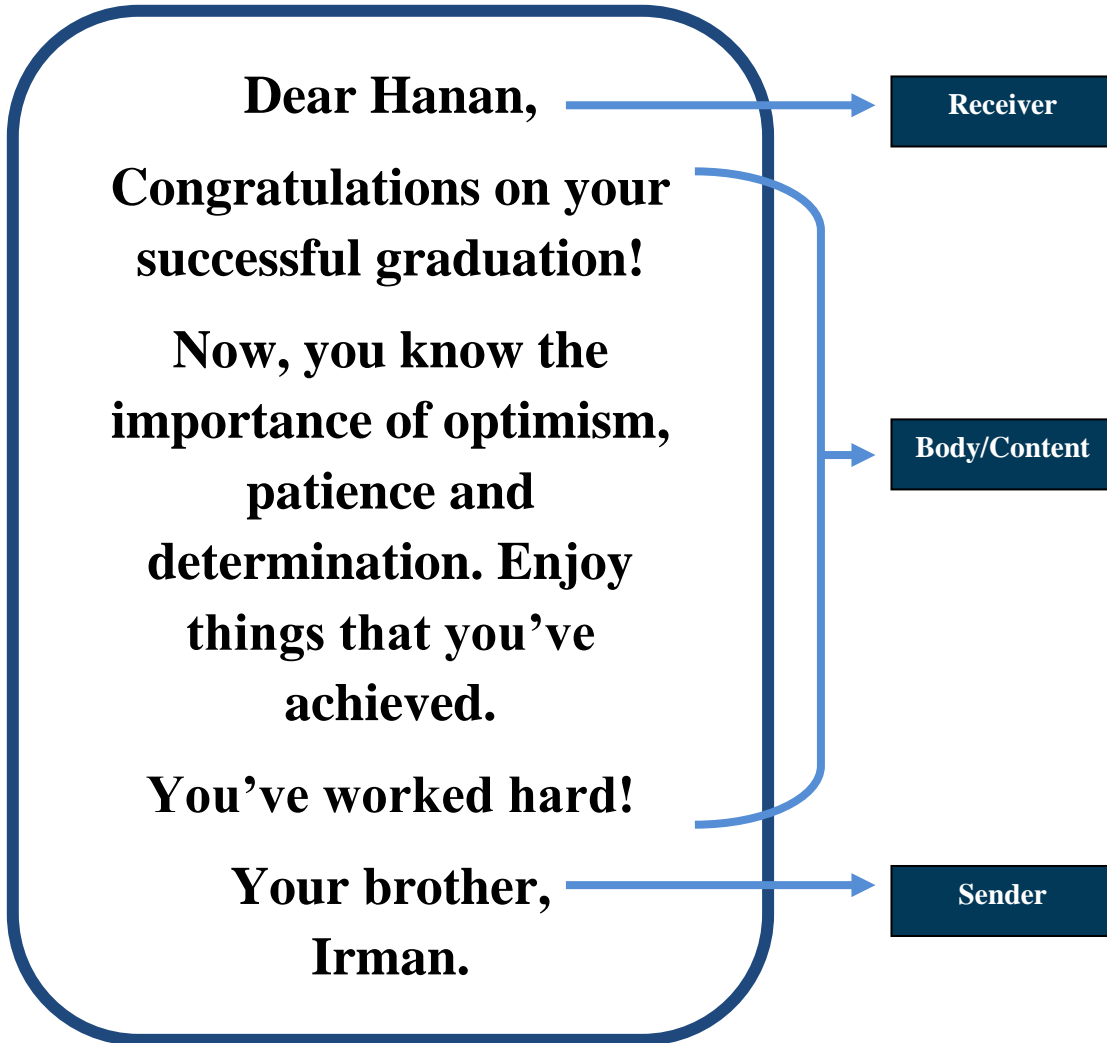
5. Who is Hanan to Irman?

ACTIVITY 8



Read the explanation below carefully to understand the structure of greeting cards.

Baca penjelasan di bawah ini dengan cermat untuk memahami struktur kartu ucapan!



ACTIVITY 9



Arrange the jumbled sentences to make good greeting cards.

Susunlah kalimat-kalimat acak di bawah ini menjadi kartu ucapan yang baik!

The following words may help you.

Kata-kata berikut akan membantu Ananda.

beloved (adjective)	: tercinta
bless (verb)	: memberkahi
companionship (noun)	: persahabatan
joy (noun)	: kegembiraan
marriage (noun)	: perkawinan
proud (adjective)	: bangga
wedding (noun)	: ulang tahun
anniversary (noun)	: perkawinan
record (noun)	: mencatat

1.
 - a. We are proud of you.
 - b. We hope you like your new school and record new achievements.
 - c. To Dila,
 - d. Love, Mom and Dad.
 - e. Congratulations on being accepted as a student at SMA 1 Singaraja.

2.
 - a. A very happy wedding anniversary to both of you.
 - b. Your children, Arka, Safa, and Fanya
 - c. May your marriage be blessed with love, joy, and companionship for all the years of your lives.
 - d. To our beloved parents, Mr & Mrs Bramantyo 2000 – 2020
 - e. There's no word to express how much we love you.

ACTIVITY 10



Read more greeting cards carefully to be more familiar with the vocabulary and expressions.

Bacalah kartu ucapan berikut ini untuk lebih memperkaya kosakata dan ungkapannya!

The following words may help you.

Kata-kata berikut akan membantu Ananda.

debate (noun)	: debat
dedication (noun)	: pengabdian
friendship (noun)	: persahabatan
guidance (noun)	: bimbingan
moment (noun)	: saat
patient (adj)	: sabar
debate (noun)	: debat
dedication (noun)	: pengabdian

Here are the cards.

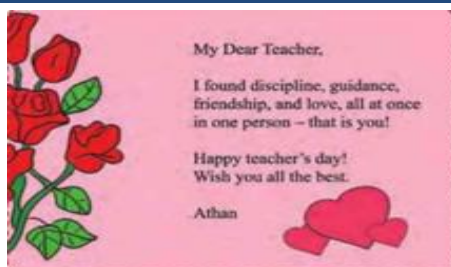
Berikut adalah kartu-kartunya.



Picture 44



Picture 45



Picture 46



Picture 47

ACTIVITY 11



After you have done lots of activities, write the common words and expressions in the greeting cards in the spaces below.

Setelah Ananda mengerjakan berbagai latihan, tulis kata-kata dan ungkapan-ungkapan yang biasanya digunakan dalam kartu ucapan pada tempat yang sudah disediakan!

Wishing words	Greeting expressions
Salutations	Pronouns

Greeting Cards

ACTIVITY 12



Read the following explanation to understand the language features in the greeting cards.

Baca penjelasan berikut ini untuk memahami ciri-ciri kebahasaan dalam kartu ucapan!

Dalam *greeting cards* sering digunakan kosakata dan ungkapan sebagai berikut:

- greeting expressions: Happy Birthday, Happy Teacher's Day, Merry Christmas, Congratulations, our deep sympathy, sorry for your loss, dan lain-lain
- wishing words/sentences: Wish you all the best, hope you get good scores, good luck, get well soon, dan lain-lain
- salutation: Sincerely, love, hug and kiss, your best friend, regards, dan lain-lain
- pronouns: I, my, me, mine, you, your, yours, we, our, us, ours, dan lain-lain

ACTIVITY 13



Complete the greeting card below by using the words in the box.

Lengkapi kartu ucapan di bawah ini dengan menggunakan kata-kata di dalam kotak!

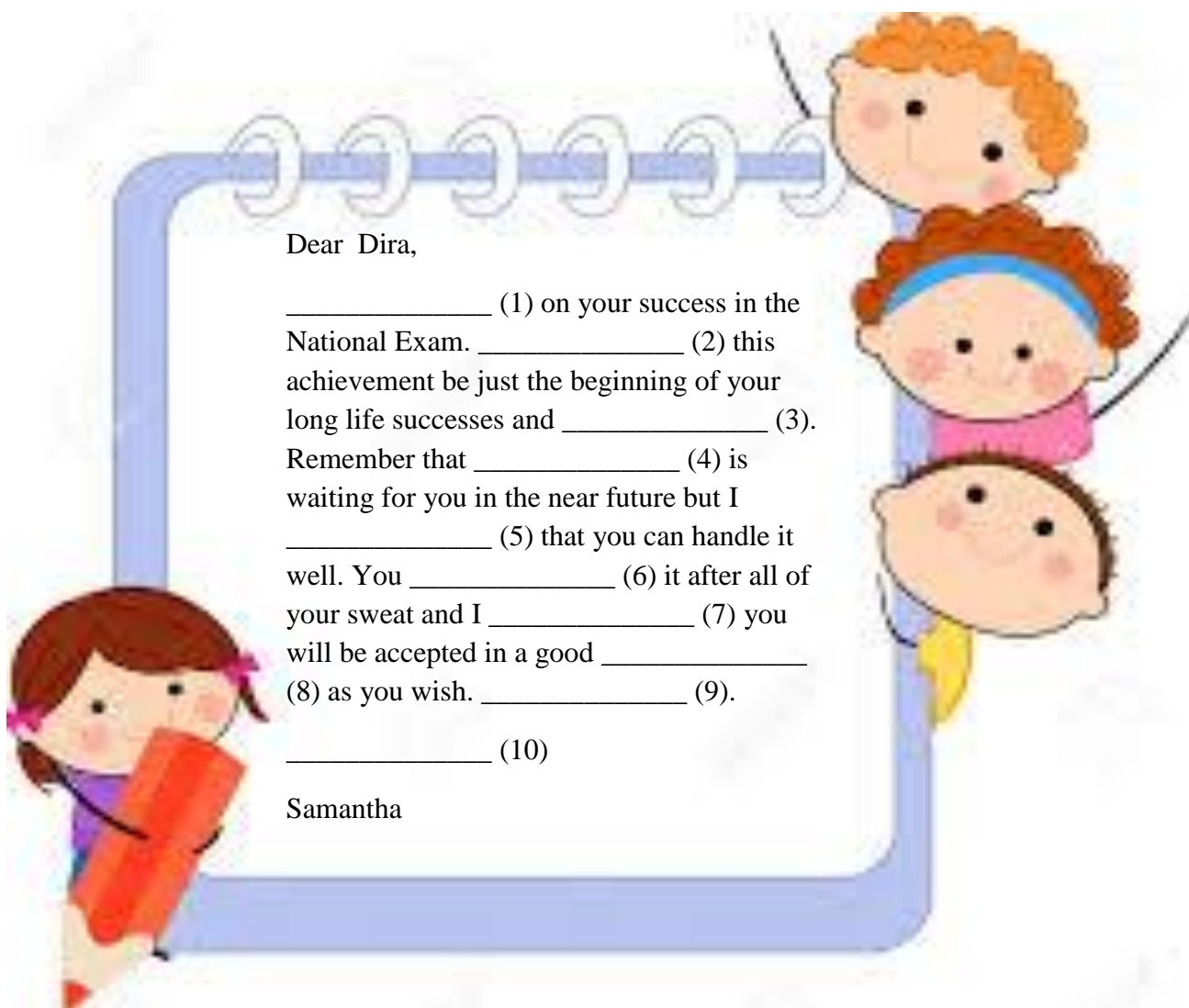
The following words may help you.

Kata-kata berikut akan membantu Ananda.

believe (noun)	: percaya
challenge (noun)	: tantangan
deserve (verb)	: pantas
opportunity (noun)	: kesempatan

Word box

believe	challenge
congratulations	deserve
good luck	happiness
hope	honey
love	may
opportunity	school



Picture 48

ACTIVITY 14



Arrange the following jumbled words to make good expressions.

Susunlah kata-kata acak berikut ini untuk membuat ungkapan yang baik!

The following words may help you.

Kata-kata berikut akan membantu Ananda.

accept (verb)	: menerima
condolence (noun)	: duka cita
heal (verb)	: menyembuhkan
loss (noun)	: kehilangan
strength (noun)	: kekuatan
recover (verb)	: pulih
sorrow (noun)	: penderitaan

1. will – that – soon – we – recover – hope – you

2. deepest – you – sending – sympathy – my

3. this time – God - you – may – in – of sorrow – heal

4. our – accept – loss – deepest – for – condolence – please – your

5. for – wishing – today – you – and – tomorrow – strength – hope

Read this.

Bacalah!

FUN SPACE

"Life isn't about your age. Life is about living. So, when your birthday comes be thankful for the year that has just past and anticipate with a happy heart what the coming year will bring." (Catherine Pulsifer)

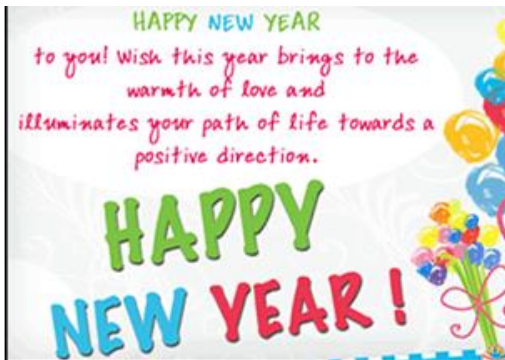
"Kehidupan adalah bukan tentang usia. Kehidupan adalah tentang hidup. Jadi, bila kamu berulangtahun, bersyukurlah atas tahun yang telah terlewati dan sambutlah dengan hati yang bahagia apa yang akan terjadipadatahun yang akan datang."
(Catherine Pulsifer)

Let's Check



Fill in the table below with the expressions from the greeting cards.

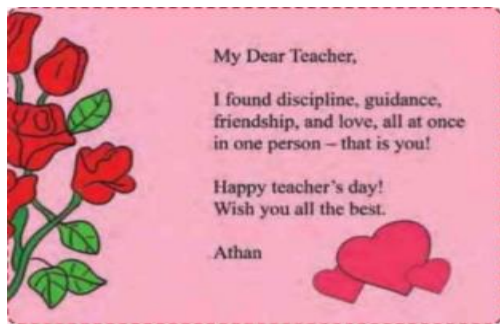
Lengkapi tabel di bawah ini dengan ungkapan-ungkapan dari kartu ucapan!



Picture 49



Picture 50



Picture 51



Picture 52

No.	Occasions	Expressions
1	Happiness	
2	Prayer/Wish	
3	Special Quotes	

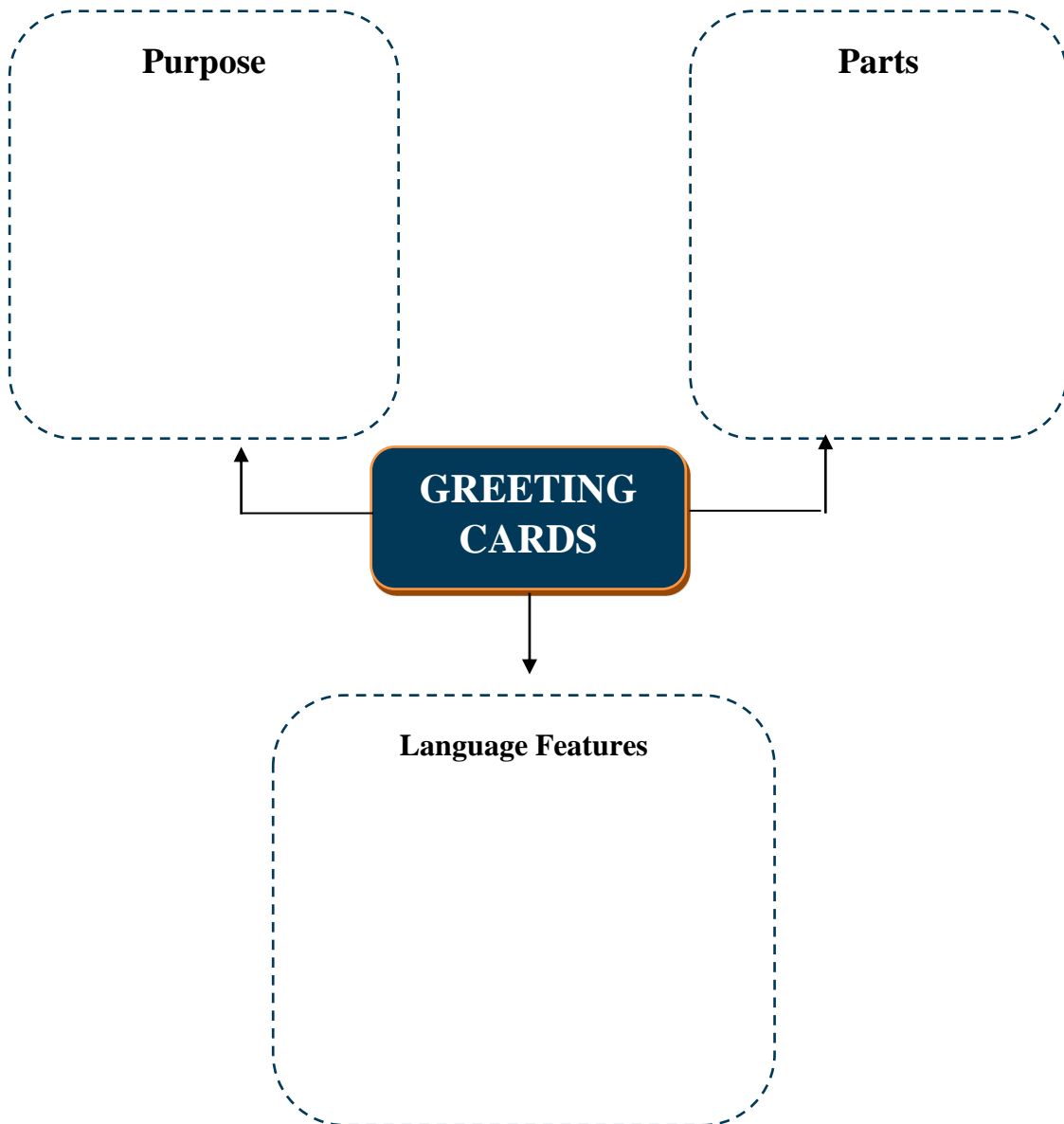
Let's Sum Up



Picture 53

Complete the concept map to summarize what you have learned in this unit.

Lengkapi peta konsep di bawah ini untuk merangkum apa yang sudah kamu pelajari!





Let's Reflect



Put a tick (✓) in the right column to show your feeling.

Berikan tanda centang (✓) pada kolom yang tepat!



No	Questions		
1.	Do you like the to learn greeting cards?		
2.	Are the pictures interesting?		
3.	Is it easy to make greeting cards?		
4.	Are there too many new words and expressions?		
5.	Do you want to learn more words and expressions?		

Answer Key

Activity 1

Birthday	: A & J	Holidays	: F & L
Congratulations	: E & K	Religious Holy Days	: H & G
Loss	: I & D	Health	: C & G

Activity 2

(Siswa membaca kartu-kartu ucapan)

Activity 3

- | | |
|------|------|
| 1. B | 4. C |
| 2. E | 5. A |
| 3. D | |

Activity 4

- | | |
|-----------------|-------------------|
| 1. Marriage | 6. Holidays |
| 2. Mother's Day | 7. Christmas |
| 3. Idul Fitri | 8. A sick person |
| 4. New Year | 9. Graduation |
| 5. Achievement | 10. Encouragement |

Activity 5

- | | |
|-------|-------|
| 1. 6 | 6. 4 |
| 2. 5 | 7. 2 |
| 3. 1 | 8. 7 |
| 4. 10 | 9. 9 |
| 5. 3 | 10. 8 |

Activity 6

- | | |
|---|---|
| 1. To encourage someone | 7. To celebrate religious days |
| 2. To congratulate someone on his/her birthday | 8. To wish someone to get well |
| 3. To congratulate someone on his/her achievement | 9. To wish someone on a new year |
| 4. To congratulate someone on his/her graduation | 10. To congratulate someone on a special day like mother's day, teacher's day and so on |
| 5. To wish someone who is having a holiday | |
| 6. To show sympathy on someone's loss | |

Activity 7

1. Irman
2. To congratulate Hanan on his graduation
3. Hanan
4. At Hanan's graduation
5. Hanan is Irman's brother.

Activity 8

(Siswa membaca penjelasan.)

Activity 9

1.
 - a. To Dila,
 - b. Congratulations on being accepted as a student at SMA 1 Singaraja.
 - c. We are proud of you.
 - d. We hope you like your new school and record new achievements.
 - e. Love, Mom and Dad.

2.
 - a. To our beloved parents, Mr & Mrs Bramantyo 2000 – 2020
 - b. A very happy wedding anniversary to both of you.
 - c. May your marriage be blessed with love, joy, and companionship for all the years of your lives.
 - d. There's no word to express how much we love you.
 - e. Your children, Arka, Safa, and Fanya

Activity 10

(Siswa membaca kartukartu ucapan.)

Activity 11

<p style="text-align: center;">Wishing words</p> <p>Get well soon I hope you feel better soon We wish you Merry Christmas Wishing you a very happy birthday I wish you a happy wedding day May all joy and success be with you and your family</p>	<p style="text-align: center;">Greeting expressions</p> <p>Happy birthday Happy Eid Mubarak Happy mother's/father's/teacher's day With deepest sympathy on the loss of ... Happy holidays Congratulations Happy new year</p>
<p style="text-align: center;">Pronouns</p> <p>I, my, mine, me You, your, yours He, his, him, etc</p>	<p style="text-align: center;">Salutations</p> <p>Best wishes Best love Best friend</p>

Greeting Cards

Activity 12

(Siswa membaca penjelasan)

Activity 13

- | | |
|--------------------|--------------|
| 1. congratulations | 6. deserve |
| 2. may | 7. hope |
| 3. happiness | 8. school |
| 4. challenge | 9. good luck |
| 5. believe | 10. love |

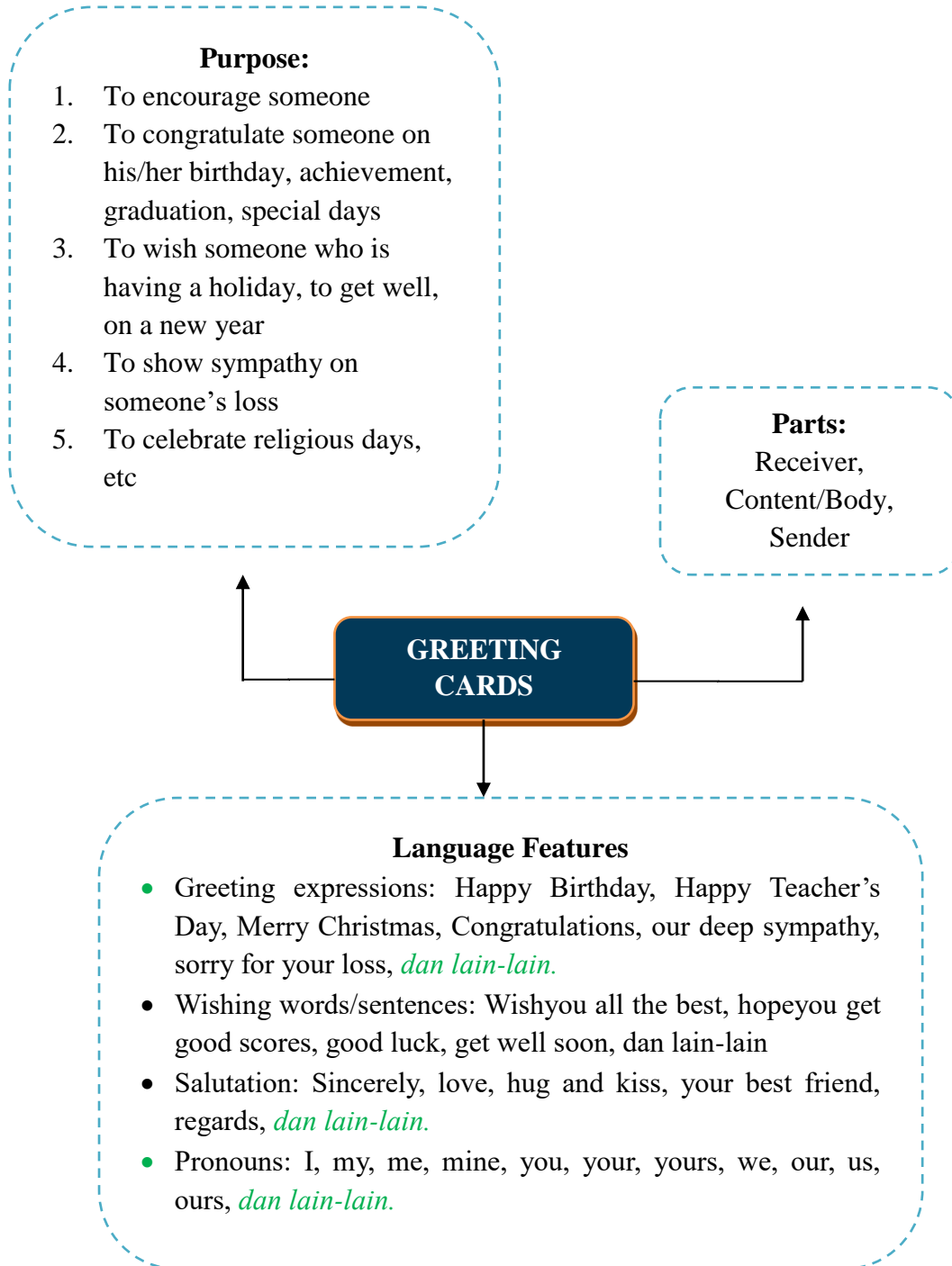
Activity 14

1. We hope that you will recover soon.
2. Sending you my deepest sympathy.
3. May God heal you in this time of sorrow.
4. Please accept our deepest condolence for your loss.
5. Wishing you strength and hope for today and tomorrow.

Let's Check

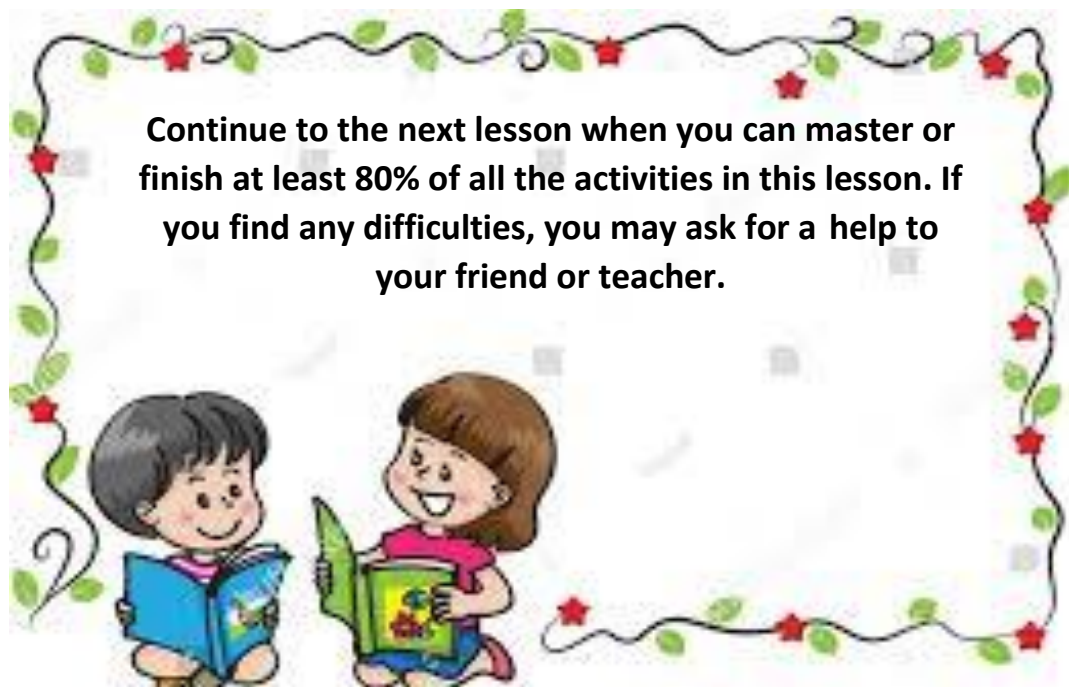
No.	Occasions	Expressions
1	Happiness	<ul style="list-style-type: none">- Happy new year- Congratulations- Happy Teacher's Day
2	Prayer/Wish	<ul style="list-style-type: none">- Wish this year brings the warmth of love and illuminates your path of life towards a positive direction.- I hope you will become smarter and success.- Wish you all the best.
3	Special Quotes	<ul style="list-style-type: none">- I found discipline, guidance, friendship and love, all at once in one person, that is you.- Roses are red, violets are blue. Sugar is sweet and so are you.

Let's Sum Up



Activity 17

(Siswa mengisi sesuai kondisi masing-masing)

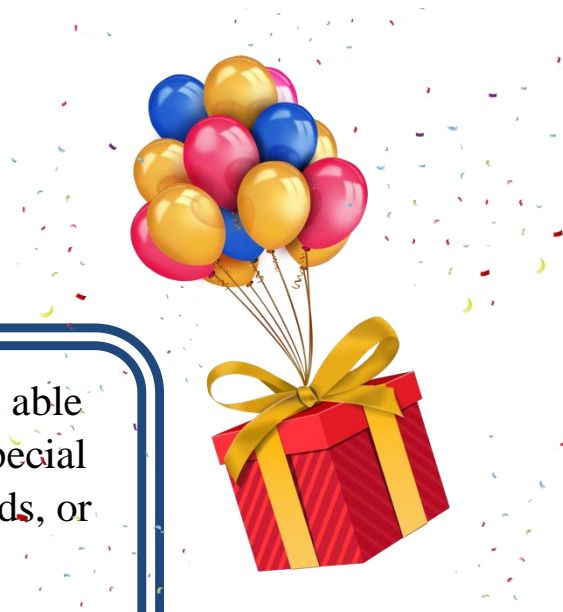


Picture 54

LESSON 3



At the end of the lesson you will be able to create greeting cards related to special days jointly with your teacher, friends, or parents.



Let's Get Ready



To remind you of what has been learned, complete the table based on the following greeting cards.

Untuk mengingatkan apa yang sudah dipelajari, lengkapi tabel berdasarkan kartu-kartu ucapan berikut ini!



Picture 55
Card 1



Picture 56
Card 2



Picture 57
Card 3

Card 1

No	Parts	Available?	Expressions
1	Happiness/Sympathy/ consolation/ condolence		
2	Hope/Wish		
3	Special Quotes		
4	Receiver		
5	Sender		

Card 2

No	Parts	Available?	Expressions
1	Happiness/Sympathy/ consolation/condolence		
2	Hope/Wish		
3	Special Quotes		
4	Receiver		
5	Sender		

Card 3

No	Parts	Available?	Expressions
1	Happiness/Sympathy/ consolation/condolence		
2	Hope/Wish		
3	Special Quotes		
4	Receiver		
5	Sender		

Let's Study

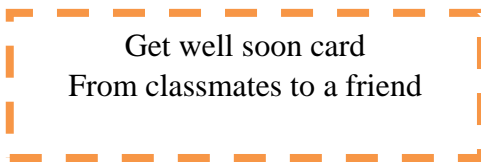
ACTIVITY 1



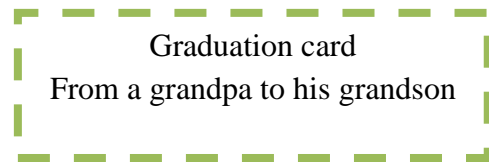
Use the following words and expressions to make greeting cards. You may decorate the cards to make them look nice and interesting.

Gunakan kata-kata dan ungkapan berikut ini untuk membuat kartu ucapan! Ananda boleh menghiasnya agar nampak bagus dan menarik.

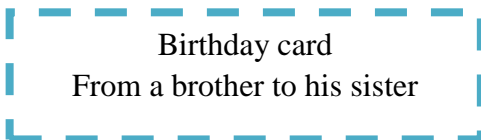
Card 1



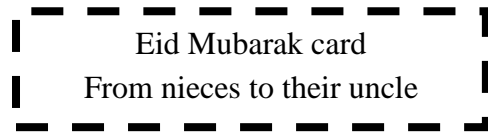
Card 3



Card 2



Card 4



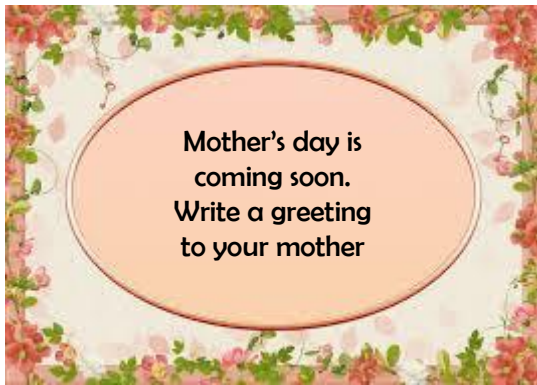
Receiver	Greeting expressions	Wishing words	Salutations	Sender
To Andi, my beloved grandson	Happy birthday	May the blessings of Allah keep your heart and home happy and joyous!	A big hug,	Your classmates
Dear Andri	Eid Mubarak!	Congratulations to a special grandson on your graduation.	Hug and kiss,	Grandpa
To Uncle Iwan	Get well soon	May the blessings of Allah keep your heart and home happy and joyous!	Regards,	Your brother
To my sister	Congratulations to a special grandson on your graduation.	You've achieved so much and you should be proud because it takes you a lot of hard work and dedication to what you've done.	Love,	Nieces, Dewi and Siska

ACTIVITY 2



Based on the following happy situations, create interesting greeting cards. Choose one situation and do it with your friends or family members. You can put pictures in the cards.

Berdasarkan situasi-situasi berikut ini, buatlah kartu ucapan yang menarik! Pilihlah satu situasi dan kerjakan dengan temanmu atau anggota keluargamu! Ananda dapat memasukkan gambar-gambar pada kartu tersebut.



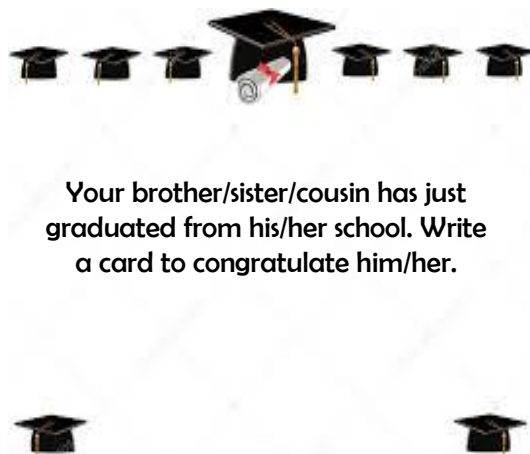
Picture 58



Picture 59



Picture 60



Picture 61

ACTIVITY 3



Based on the following sad situations, create greeting cards to express your concern. Choose one situation and do it with your friends or family members. You can put pictures in the cards.

Berdasarkan situasi-situasi berikut ini, buatlah kartu ucapan untuk mengungkapkan keprihatinanmu! Pilihlah satu situasi dan kerjakan dengan temanmu atau anggota keluargamu! Ananda dapat memasukkan gambar-gambar pada kartu tersebut.

Situation 1



Picture 62

Situation 3



Picture 63

Situation 2



Picture 64

Situation 4



Picture 65

Let's Check



Complete the following greeting cards with appropriate words. Use the words in the box.

Lengkapi kartu-kartu ucapan berikut ini dengan kata-kata yang sesuai! Gunakan kata-kata di dalam kotak!

blessings	guided	success
Children	happy	sympathy
future	May	thinking
		With


Card 1



Picture 66



Picture 67



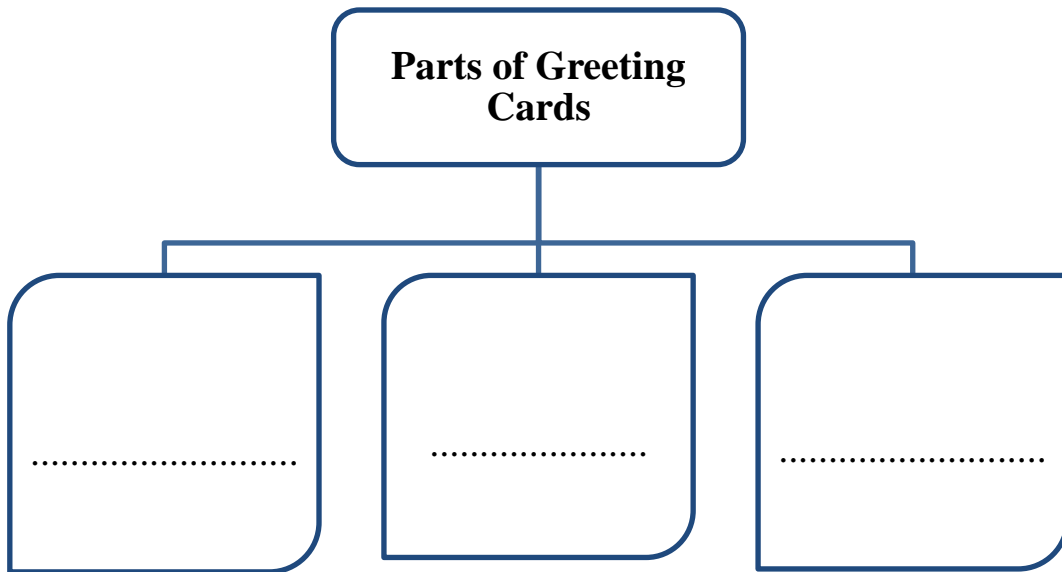
Picture 68

Let's Sum Up



Complete the diagram below to summarize what you have learned.

Lengkapi diagram di bawah ini untuk merangkum apa yang sudah Anda pelajari!























Let's Reflect



Please answer the questions honestly based on what you have done and felt during this lesson.

Jawablah pertanyaan-pertanyaan ini dengan jujur berdasarkan pada apa yang Ananda lakukan dan rasakan selama pelajaran ini!

I can use the words and expressions used in the greeting cards correctly.				
I can apply the structure of the greeting cards appropriately				
I can use the grammar accurately				
I can spell the words accurately.				
I can use the punctuation correctly.				

Answer Key

Activity 1

Card 1

Dear Andri,
Get well soon
Stay in bed and get plenty of rest, and soon you'll be up and feeling your best.
Sending you get well wishes from me and the hope for a speedy recovery.
Love,
Your classmates

Card 2

To my sister
Happy birthday
This birthday I wish you abundant happiness and success.
May all of your dreams come into reality
A big hug,
Your brother

Card 3

To Andi, my beloved grandson,
Congratulations to a special grandson on your graduation.
You've achieved so much and you should be proud because it takes you a lot of hard work and dedication to what you've done.
Hug and kiss,
Grandpa

Card 4

To Uncle Iwan
Eid Mubarak!
May the blessings of Allah keep your heart and home happy and joyous!
Regards,
Nieces, Dewi and Siska

Activity 2 dan Activity 3

Gunakan rubrik penilaian di bawah ini.

No.	Aspek	5	4	3	2	1
1.	Tata bahasa dan Kosakata	Menggunakan tata bahasa yang benar dan kosakata yang tepat	Menggunakan tata bahasa dan kosakata yang terkadang kurang tepat, tetapi tidak mempengaruhi makna	Menggunakan tata bahasa dan kosakata yang kurang tepat dan mempengaruhi makna	Tata bahasa dan kosakata sulit / tidak dapat dimengerti	Tulisan tidak berkembang.
2.	Struktur Teks	Merealisasikan langkah retorika dengan tepat dalam ragam bahasa tulis sehingga tujuan komunikatif teks jelas	Merealisasikan langkah retorika dengan tujuan komunikatif yang jelas meskipun terdapat kesalahan	Menulis kata-kata, tetapi tujuan komunikatifnya sulit dimengerti	Menulis kata-kata, tetapi tujuan komunikatifnya tidak tersampaikan	Hanya memproduksi kata-kata yang tidak membentuk teks.
3.	Kejelasan makna	Mengungkapkan berbagai makna secara jelas dan efektif	Mengungkapkan berbagai makna secara jelas	Mengungkapkan makna, tetapi sesekali kurang jelas.	Mengungkapkan makna, tetapi sulit dipahami.	Menulis secara acak, makna hilang.
4.	Hubungan antar gagasan	Menunjukkan kelancaran hubungan antar gagasan	Menunjukkan transisi hubungan antar gagasan	Hubungan antar gagasan kurang jelas	Hubungan antar gagasan kacau	Gagal merealisasikan gagasan
5.	Ejaan dan tata tulis	Ejaan dan tata tulis semua kata tepat	Ada kesalahan ejaan dan tata tulis pada beberapa kata	Ada kesalahan ejaan dan tata tulis pada banyak kata	Ada kesalahan ejaan dan tata tulis pada banyak kata	Ada kesalahan ejaan dan tata tulis pada hampir semua kata
Jumlah						

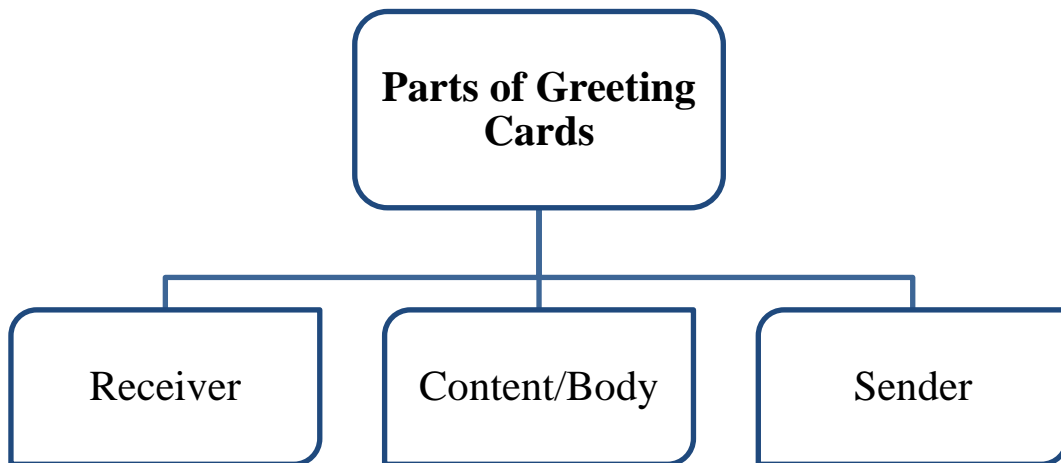
$$\text{Nilai} = \frac{\text{Skor perolehan}}{\text{Skor maksimal}} \times 100$$

Let's Check

1. May
2. guided
3. blessings
4. Children
5. future
6. success
7. Happy
8. With
9. sympathy
10. thinking

Let's Sum up

Activity 5



Continue to the next lesson when you can master or finish at least 80% of all the activities in this lesson. If you find any difficulties, you may ask for a help to your friend or teacher.



LESSON 4



Will You Perform?

At the end of the lesson you will be able to create greeting cards related to special days independently/individually.



Let's Get Ready



Answer these questions based on your life experiences.

Jawablah pertanyaan-pertanyaan ini berdasarkan pengalaman hidupmu!



Let's Study

ACTIVITY 1



Create TWO greeting cards based on the following situations (Choose one from each). One card expresses happiness and the other one expresses sympathy. Use the accurate grammar, vocabulary, spelling, and punctuation.

To make them interesting, decorate them. Be creative. Photo the greeting cards, upload them on Facebook, Instagram or Twitter. Then, send them to WhatsApp Group of our class.

Buat DUA kartu ucapan berdasarkan situasi-situasi berikut ini (Pilih masing-masing satu). Satu kartu ucapan mengungkapkan kebahagiaan dan satu kartu mengungkapkan simpati! Gunakan tatabahasa, kosakata, ejaan, dan tanda baca dengan tepat! Agar menarik, hiasi kartu-kartu itu! Kreatiflah! Foto dan upload kartu-kartu itu dan kirim ke Facebook, Instagram atau Twitter! Lalu kirim ke grup WhatsApp kelas kita!

SITUATIONS

EXPRESSING HAPPINESS

1. Mother's Day
2. Teacher's day
3. Someone's birthday
4. Someone's achievement

EXPRESSING SYMPATHY

1. A sick friend/family members
2. Someone who passed away
3. Someone who will move to another town/country.

ACTIVITY 2



Create a greeting card based on the following situations (Choose one from each). The card is sent to celebrate the special religious days. Use the accurate grammar, vocabulary, spelling, and punctuation.

Buat kartu ucapan berdasarkan situasi-situasi berikut ini! (Pilih salah satu). Kartu tersebut dikirimkan untuk merayakan hari-hari keagamaan spesial. Gunakan tatabahasa, kosakata, ejaan dan tanda baca yang benar.

Situation 1



Picture 69

Situation 2



Picture 70

Situation 3



Picture 71

Situation 4



Picture 72

Let's Check



Read the greeting cards below to find the mistakes in the cards and then, correct the mistakes.

Baca kartu-kartu ucapan di bawah ini untuk menemukan kesalahan-kesalahan di kartu-kartu tersebut, dan lalu benarkan kesalahan-kesalahan tersebut!




Picture 73



Picture 74



Picture 75



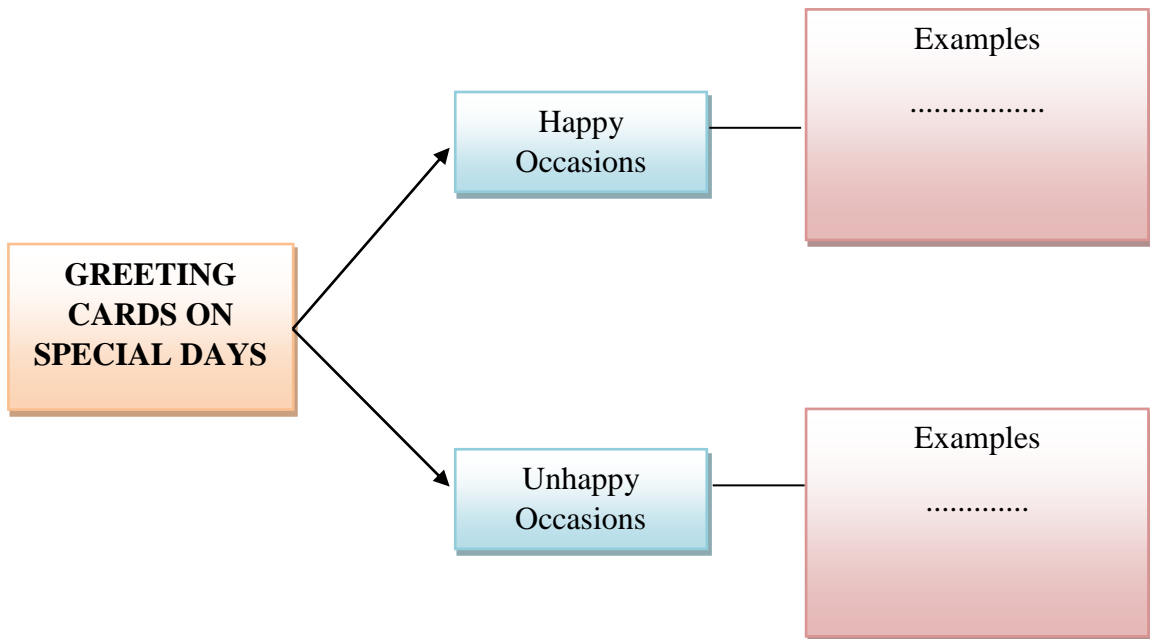
Picture 76

Let's Sum Up



Complete the following diagram to summarize what you have learnt in this lesson.

Lengkapi diagram berikut ini untuk merangkum apa yang sudah Ananda pelajari di pembelajaran ini.



Let's Reflect



Please answer the questions honestly based on what you have done and felt during this lesson.

Jawablah pertanyaan-pertanyaan ini dengan jujur berdasarkan pada apa yang Ananda lakukan dan rasakan selama pelajaran ini!

No	Questions	Your answer
1.	Did you pray to start and end the lesson?	
2.	Did you find any difficulties in creating greeting cards for happy occasions?	
3.	Did you find any difficulties in creating greeting cards for unhappy occasions?	
4.	Which activity in this lesson did you like most?	
5.	Which activity in this lesson did you find the most challenging?	

Answer Key

Let's Get Ready

Jawaban disesuaikan dengan kondisi siswa masing-masing.

Let's Study

Activity 1 dan Activity 2

Gunakan rubrik penilaian di bawah ini.

No.	Aspek	5	4	3	2	1
1.	Tata bahasa dan Kosakata	Menggunakan tata bahasa yang benar dan kosakata yang tepat	Menggunakan tata bahasa dan kosakata yang terkadang kurang tepat, tetapi tidak mempengaruhi makna	Menggunakan tata bahasa dan kosakata yang kurang tepat dan mempengaruhi makna	Tata bahasa dan kosakata sulit / tidak dapat dimengerti	Tulisan tidak berkembang.
2.	Struktur Teks	Merealisasikan langkah retorika dengan tepat dalam ragam bahasa tulis sehingga tujuan komunikatif teks jelas	Merealisasikan langkah retorika dengan tujuan komunikatif yang jelas meskipun terdapat kesalahan	Menulis kata-kata, tetapi tujuan komunikatifnya sulit dimengerti	Menulis kata-kata, tetapi tujuan komunikatifnya tidak tersampaikan	Hanya memproduksi kata-kata yang tidak membentuk teks.
3.	Kejelasan makna	Mengungkapkan berbagai makna secara jelas dan efektif	Mengungkapkan berbagai makna secara jelas	Mengungkapkan makna, tetapi sesekali kurang jelas.	Mengungkapkan makna, tetapi sulit dipahami.	Menulis secara acak, makna hilang.
4.	Hubungan antar gagasan	Menunjukkan kelancaran hubungan antar gagasan	Menunjukkan transisi hubungan antar gagasan	Hubungan antar gagasan kurang jelas	Hubungan antar gagasan kacau	Gagal merealisasikan gagasan
5.	Ejaan dan tata tulis	Ejaan dan tata tulis semua kata tepat	Ada kesalahan ejaan dan tata tulis pada beberapa kata	Ada kesalahan ejaan dan tata tulis pada banyak kata	Ada kesalahan ejaan dan tata tulis pada banyak kata	Ada kesalahan ejaan dan tata tulis pada hampir semua kata
Jumlah						

Let's Check

1. Merry Christmas
To you and your family
May peace, joy, and prosperity
Follow you into the new year
2. Happy Birthday
Wishing you a beautiful day full of love and happiness
3. Take it easy
Rest & Recover
Get Well
Soon
4. Congratulations
on Your Graduation

Let's Sum up

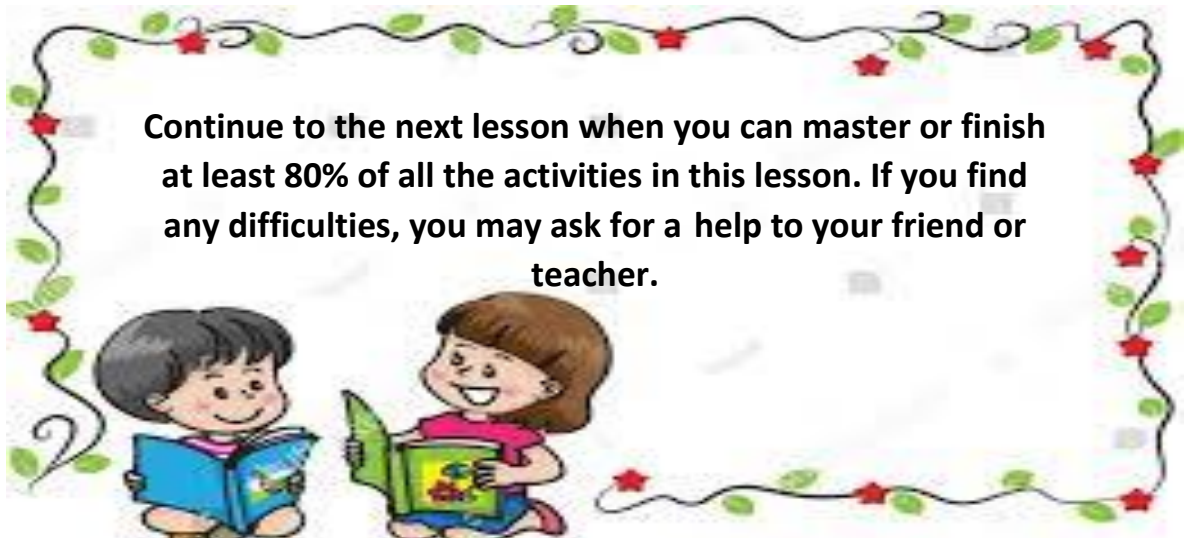
Examples of happy occasions: birthday, graduation, holidays, celebrations of religion days, winning competitions, etc

Examples of happy occasions: deaths of someone or pets, sickness of someone, failures, moving to other places, etc

Let's Reflect

Jawaban disesuaikan dengan kondisi siswa masing-masing.

Continue to the next lesson when you can master or finish at least 80% of all the activities in this lesson. If you find any difficulties, you may ask for a help to your friend or teacher.



Evaluasi

PART A

Read the text to answer questions 1 and 2.

Dear Toni,

Let me congratulate you on your success as the OSIS chairman for the period of 2017/2018. I'm so happy and feel proud to hear that. May you have a wonderful experience. Good luck!

Cindy

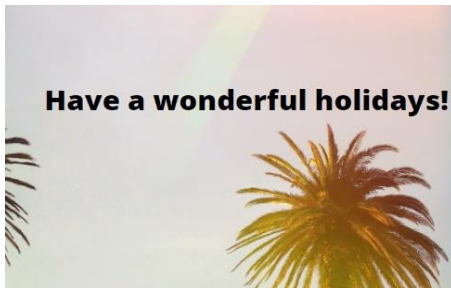
1. Based on the text the writer writes the text in order to ...
 - A. express her prideto be his friend.
 - B. pray for his achievement to reach the goal.
 - C. show her feeling pleased and fulfilled to him.
 - D. praise her friend's success in the OSIS election.

2. "May you have a wonderful experience"

The underlined word is closest in meaning to

 - A. awful
 - B. shown
 - C. proven
 - D. amazing

Read the text to answer questions 3 and 4.



Picture 77

3. You usually send this card when ...
 - A. a friend wins a competition
 - B. a friend is going on his holiday
 - C. a friend celebrates a special event
 - D. you are going to have a celebration

4. What is the writer's intention of writing the card?
 - A. To show his gratitude.
 - B. To hope his friend will get better.
 - C. To wish his friend a happy holiday.
 - D. To make his friend's celebration **succeed**.

Read the **text** to answer questions 5 and 6.



Picture 78

5. The card is sent to...
 - A. give support to Amber in joining the debate competition
 - B. inform people about the debate competition
 - C. congratulate Amber on her achievement
 - D. wish Amber in the debate competition

6. "We are proud of you."
The synonym of the underlined word **is**....
 - A. Full of
 - B. Nice to
 - C. Sad about
 - D. Pleased about

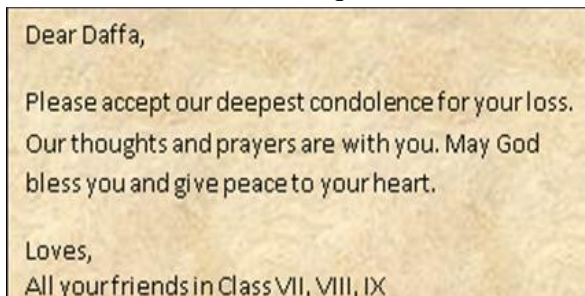
Read the text to answer question 7.



Picture 79

7. "... I think about you...."
- The underlined word refers to
- The writer
 - The family
 - The readers
 - The writer's mom

Read the texts to answer questions 8 and 9.



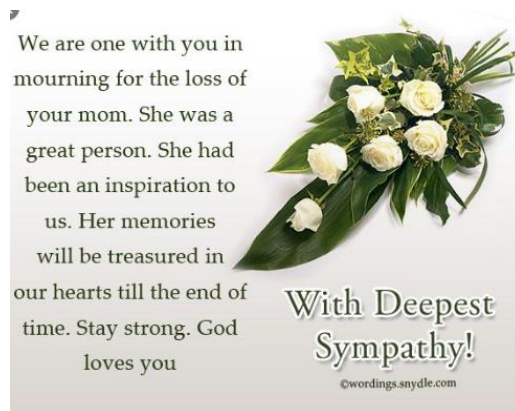
Picture 80



Picture 81

8. What is the senders' purpose to send the cards?
- They are expressing their sympathy.
 - They want to give a hand to their friends.
 - They are showing their sorrow and delight.
 - They wish their granpa and friends become strong.
9. According to the two cards above we can say that ...
- Daffa just lost his grandpa.
 - One of the sender is a grandson.
 - Both of the cards show the senders' loss.
 - Both of the recipients have good relatives.

Read the text to answer questions 10 and 11.



Picture 82

10. What is the writer's intention to write the text?
- A. To show her wishes to someone's new life
 - B. To congratulate a friend on his success
 - C. To make the reader feel sad
 - D. To express her sympathy
11. What happened to the receiver's mom?
- A. Moved to another town
 - B. Passed away
 - C. Had lost
 - D. Was sick

Read the text to answer questions 12 and 13.

Dear Anne,

My Deepest Condolences

Here lies a great man who has left a wonderful legacy behind.

Paul was larger than life and he lived it to the fullest.

He was a man who inspired us by his genuine love and care for his family.

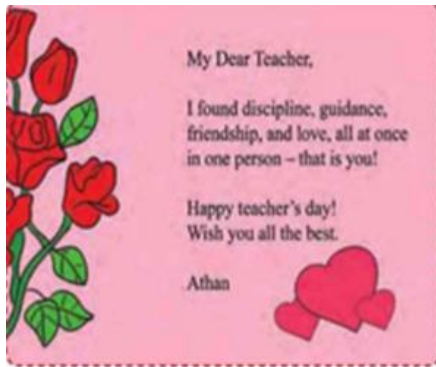
Now that he has gone may all the beautiful memories be a blessing to you and your children.

Please accept my sympathies for losing your husband.

With love,

12. What is Jovita's purpose to write the text?
- A. To share her sweet memory with Anne.
 - B. To describe Anne's husband as a great man.
 - C. To remind Anne to have a wonderful husband.
 - D. To show her condolences for the loss of Anne's husband.
13. Based on the text we can say that ...
- A. Anne had beautiful memories with Jovita.
 - B. Paul was inspiring his wife and the children.
 - C. Jovita and Bram know well Anne's husband.
 - D. Jovita and Bram will take care Anne's children.

Read the texts to answer questions 14 and 15.



Picture 83



Picture 84

14. The writers of the cards send the cards in order to
- A. show their pride having such a great person
 - B. give their attention on the special activity
 - C. share their happiness on a special day
 - D. express their feeling to their mother
15. How do the recipients feel after receiving the cards?
- A. Upset
 - B. Joyful
 - C. Amazing
 - D. Miserable

For numbers 16 to 20, state whether the statements based on the text are true or false by putting the checklist sign in the columns.



Picture 85

No	STATEMENTS	TRUE	FALSE
16	Mrs. Andrea Wellington sends the card to congratulate Dimas who is having his birthday.		
17	Dimas's Friends always think of him.		
18	Dimas has not attended his course because he is not in a good condition.		
19	Dimas is not a student in Jakarta English Centre (JEC).		
20	Dimas's friends and teachers wish him to be better soon.		

PART B

Create two interesting greeting cards. One card expresses happiness and one card expresses sympathy.

Kunci Jawaban

PART A

No.	Kunci Jawaban	Pembahasan
1	D	Kalimat pertama <i>Let me congratulate you on your success as OSIS chairman for the period of 2017/2018</i> menunjukkan tujuan penulisan teks tersebut. Oleh karena itu, jawabannya adalah D.
2	D	Dari kalimat <i>I'm so happy and feel proud...</i> dapat disimpulkan makna <i>wonderful</i> secara kontekstual adalah <i>amazing</i> .
3	B	Dari penggunaan kata <i>holiday</i> , kartu tersebut dikirim pada situasi <i>holiday</i> , maka jawabannya adalah B.
4	C	Tujuan penulisan teks tersebut dapat disimpulkan pernyataan <i>have a wonderful holidays!</i> Dapat disimpulkan jawabannya C
5	C	Baca kalimat awal <i>Congratulations on your success in the ...</i> Dari kalimat tersebut jelas tujuan pengirim kartu ucapannya. Oleh karena itu, jawabannya C.
6	D	Kalimat sebelumnya <i>Congratulations on your success in the ...</i> menunjukkan pengirim kartu tersebut 'bangga' dengan prestasinya maka makna <i>proud</i> secara kontekstual yang tepat adalah <i>pleased about</i> .
7	D	Berdasarkan kalimat <i>Mom, I love you!</i> jelas kartu tersebut ditujukan untuk ibunya maka kata <i>you</i> pada kalimat <i>I think about you</i> merujuk pada <i>the writer's mom</i> .
8	A	Dari kalimat <i>Please accept my deepest condolense</i> (kartu 1) dan <i>you are out and down</i> (kartu 2) maka kedua pengirim kartu tersebut mempunyai tujuan yang sama yaitu menunjukkan rasa simpati, sehingga jawabannya adalah A.

No.	Kunci Jawaban	Pembahasan
9	B	Pilihan simpulan yang tepat dari kedua kartu tersebut adalah <i>One of the sender is a grandson (B)</i> . Hal itu dapat dilihat dari kalimat <i>I'm very sure, grandpa</i> yang menunjukkan bahwa yang mengirim kartu tersebut adalah seorang cucu.
10	D	Tujuan penulisan kartu tersebut dapat dilihat di kalimat awal <i>we are one with you in mourning for the loss of your mom</i> . Maka jawaban yang tepat adalah <i>D to express her sympathy</i>
11	B	Dari kata <i>loss of your mom</i> , dapat disimpulkan ibu penerima kartu tersebut sudah meninggal sehingga jawaban yang tepat adalah <i>B passed away</i> .
12	D	Ungkapan <i>My Deepest Condolences</i> dalam kartu yang dikirim menunjukkan rasa duka, maka jawaban yang tepat <i>D to showher condolences for the loss of Anne's husband</i> .
13	C	Pilihan simpulan yang tepat dari kartu tersebut adalah option C. <i>Jovita and Bram know well Anne's husband</i> , ini mengacu pada kalimat <i>He was a man who inspired us by his genuine love and care for his family</i> .
14	A	Dari kalimat <i>Happy teacher's day ... (Kartu 1)</i> dan <i>Happy mother's day ... (Kartu 2)</i> , dapat disimpulkan tujuan pengiriman kedua kartu tersebut menunjukkan rasa bangga/cinta kepada guru/ibu, jadi jawaban yang tepat adalah A.
15	B	Perasaan para penerima kartu tersebut dari siswa dan anaknya tentunya bahagia, maka jawabannya B
16	False	Dari ungkapan <i>Get well soon</i> dapat disimpulkan pengiriman kartu tersebut bukan untuk ucapan selamat ulang tahun. Jadi jawabannya adalah <i>False</i> .
17	True	Dari kalimat <i>The tutors and friends here miss you so much</i> .dapat disimpulkan teman-teman Dimas memikirkannya, maka jawabannya <i>True</i> .

No.	Kunci Jawaban	Pembahasan
18	True	Kalimat <i>We hope that you will <u>recover soon</u> and be able to join the English course again.</i> menunjukkan Dimas tidak hadir di EC karena sakit maka jawabannya <i>True</i> .
19	False	Kalimat <i>The tutors and friends here miss you so much,</i> menunjukkan Dimas siswa English course tersebut, maka jawabannya <i>False</i>
20	True	Kalimat <i>We hope that you will <u>recover soon</u>,</i> menunjukanguru dan teman – teman Dimas mengharapkan Dimas segera sehat, maka jawabannya adalah <i>True</i> .

$$\text{Nilai} = \frac{\text{Skorperolehan}}{\text{Skormaksimal}} \times 100$$

PART B

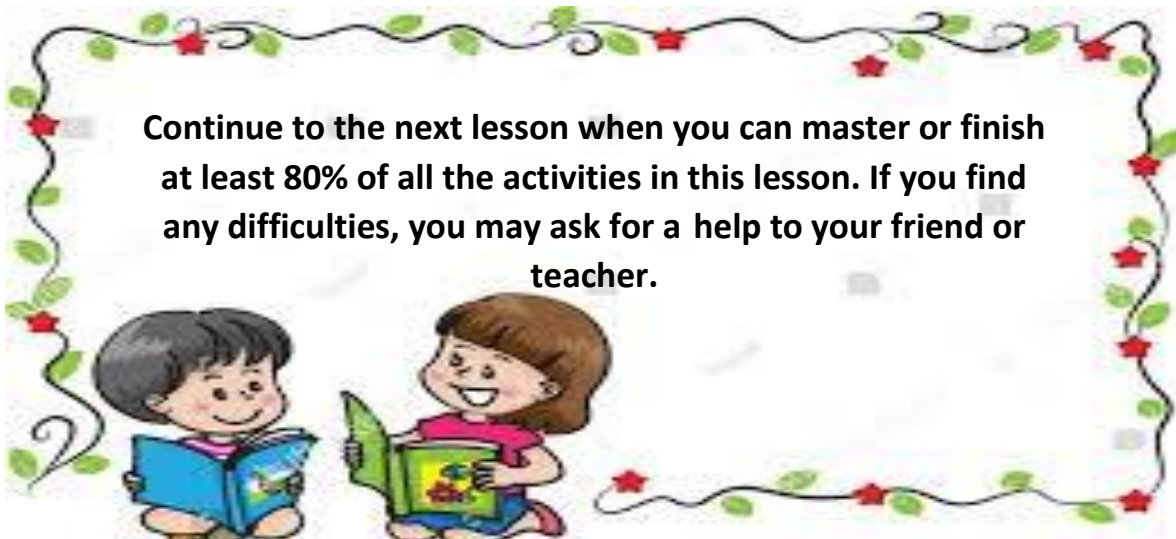
Gunakan rubrik penilaian di bawah ini.

No.	Aspek	5	4	3	2	1
1.	Tata bahasa dan Kosakata	Menggunakan tata bahasa yang benar dan kosakata yang tepat	Menggunakan tata bahasa dan kosakata yang terkadang kurang tepat, tetapi tidak mempengaruhi makna	Menggunakan tatabahasa dan kosakata yang kurang tepat dan mempengaruhi makna	Tata bahasa dan kosakata sulit / tidak dapat dimengerti	Tulisan tidak berkembang.
2.	Struktur Teks	Merealisasikan langkah retorika dengan tepat dalam ragam bahasa tulis sehingga tujuan komunikatif teks jelas	Merealisasikan langkah retorika dengan tujuan komunikatif yang jelas meskipun terdapat kesalahan	Menulis kata-kata, tetapi tujuan komunikatifnya sulit dimengerti	Menulis kata-kata, tetapi tujuan komunikatifnya tidak tersampaikan	Hanya memproduksi kata-kata yang tidak membentuk teks.

No.	Aspek	5	4	3	2	1
3.	Kejelasan makna	Mengungkapkan berbagai makna secara jelas dan efektif	Mengungkapkan berbagai makna secara jelas	Mengungkapkan makna, tetapi sesekali kurang jelas.	Mengungkapkan makna, tetapi sulit dipahami.	Menulis secara acak, makna hilang.
4.	Hubungan antar gagasan	Menunjukkan kelancaran hubungan antar gagasan	Menunjukkan transisi hubungan antar gagasan	Hubungan antar gagasan kurang jelas	Hubungan antar gagasan kacau	Gagal merealisasikan gagasan
5.	Ejaan dan tata tulis	Ejaan dan tata tulis semua kata tepat	Ada kesalahan ejaan dan tata tulis pada beberapa kata	Ada kesalahan ejaan dan tata tulis pada banyak kata	Ada kesalahan ejaan dan tata tulis pada banyak kata	Ada kesalahan ejaan dan tata tulis pada hampir semua kata
Jumlah						

$$\text{Nilai} = \frac{\text{Skor perolehan}}{\text{Skor maksimal}} \times 100$$

Continue to the next lesson when you can master or finish at least 80% of all the activities in this lesson. If you find any difficulties, you may ask for a help to your friend or teacher.





Glosarium

accept (verb)	: menerima
achieve (verb)	: mencapai
achievement (noun)	: prestasi
angel (noun)	: malaikat
anniversary (noun)	: perkawinan
astonomical (noun)	: perbintangan
attain (verb)	: meraih
barley (noun)	: jemawut (sejenis sereal)
believe (noun)	: percaya
beloved (adjective)	: tercinta
bless (verb)	: memberkahi
blossom (verb)	: mekar
celebrate (verb)	: merayakan
challenge (noun)	: tantangan
coincide (verb)	: bertepatan
commitment (noun)	: komitmen
companionship (noun)	: persahabatan
condolence (noun)	: duka cita
debate (noun)	: debat
dedication (noun)	: pengabdian
deserve (verb)	: pantas
determination (noun)	: kesungguhan
diaper (noun)	: popok
encourage (verb)	: memberi semangat
encouragement (verb)	: pemberian semangat
flood (verb)	: membanjiri
friendship (noun)	: persahabatan
graduation (noun)	: kelulusan

guidance (noun)	: bimbingan
heal (verb)	: menyembuhkan
hope (noun)	: harapan
host (noun)	: tuan rumah
importance (noun)	: pentingnya
joy (noun)	: kegembiraan
laughter (noun)	: tawa
lose (verb)	: kehilangan
loss (noun)	: kehilangan
marriage (noun)	: perkawinan
moment (noun)	: saat
never (adverb)	: tidak pernah
opportunity (noun)	: kesempatan
optimism (noun)	: optimisme
patience (noun)	: kesabaran
patient (adj)	: sabar
prayer (noun)	: doa
pride (noun)	: kebanggaan
proud (adjective)	: bangga
receive (verb)	: menerima
record (noun)	: mencatat
recover (verb)	: pulih
recovery (noun)	: kesembuhan
ritual (adjective)	: ritual
send (verb)	: mengirim
soon (adverb)	: segera
sorrow (noun)	: penderitaan
spread (verb)	: menyebarkan
strength (noun)	: kekuatan
tear (noun)	: airmata
through (preposition)	: melalui
warm (adj)	: hangat
wedding (noun)	: ulang tahun
well (adj)	: sehat



Daftar Pustaka

- Emilia, Emi. (2011). Pendekatan Genre-Based dalam Pengajaran Bahasa Inggris: Petunjuk untuk Guru. Bandung: Rizqi Press
- Feez, S. (2002). Heritage and innovation in second language education. In A. M. Johns (Ed.), *Genre in the classroom: Multiple perspectives*. Mahwah, NJ; London: Lawrence Erlbaum Associates.
- Feez, S., & Joyce, H. (1998). *Text-based syllabus design*. Sydney: National Centre for English Language Teaching and Research. Macquarie University
- Hammond, Jenny; Burns, Anne; Joyce, Helen; et. al. (1992). *English for Social Purposes: A Handbook for Teachers of Adult Literacy*. Sydney: National Centre for English Language Teaching and Research Macquarie University
- Hammond, J., and Derewianka, B. (2001). Genre. In R. Carter & D. Nunan (Eds). *The Cambridge Guide to Teaching English to Speakers of Other Languages*. Cambridge: Cambridge University Press.
- <https://www.bbc.co.uk/bitesize/articles/z4cmkmn>
- <https://www.insider.com/christmas-around-the-world>

Daftar Gambar

Pictures	Source
Picture 1	https://store.line.me/stickershop/product/1406136/id
Picture 2	https://www.vectorstock.com/royalty-free-vector/bunch-of-balloons-and-gift-vector-1795955
Picture 3	https://islamidia.com/idul-fitri-bukan-sekadar-pesta-ketupat/
Picture 4	https://www.parentmap.com/article/kids-birthdays-during-quarantine-creative-ideas-celebrate
Picture 5	https://www.123rf.com/photo_90574914_merry-christmas-happy-family-are-having-dinner-at-home-celebration-holiday-and-togetherness-near-tre.html
Picture 6	https://www.phiradio.net/halo-sekolah
Picture 7	https://www.insider.com/students-hold-silent-graduation-to-help-classmate-with-autism-2019-7
Picture 8	https://www.leicestermercury.co.uk/news/leicester-news/new-years-eve-leicester-events-3693077
Picture 9	https://www.holidaycardsapp.com/cards/time_for_dessert_happy_birthday_card
Picture 10	https://www.lucidchart.com/pages/examples/venn_diagram_maker
Picture 11	https://www.lucidchart.com/pages/examples/venn_diagram_maker
Picture 12	https://www.walmart.com/ip/Happy-Birthday-From-All-Of-Us-Birthday-Cards/622815960
Picture 13	https://www.facebook.com/1118903971652903/photos
Picture 14	Buku siswa Bahasa Inggris Kelas 8 Kemendikbud
Picture 15	https://quotesblog.net/get-well-soon-images-wishes-and-cards/
Picture 16	https://www.pinterest.com/pin/473370610837999544/
Picture 17	https://se.dreamstime.com/kort-f%C3%B6r-ferie-muslim-eidaladha-image119980184

Picture 18	https://www.collectcards.co.uk/collections/get-well-cards
Picture 19	https://www.pinterest.co.uk/pin/616359898994379509/
Picture 20	https://www.amazon.com/Designer-Greetings-Accomplishment-Congratulations-Children/dp/B07PPJFRT7
Picture 21	Contoh bahan ajar PJJ DITSMP Kemendikbud
Picture 22	Contoh bahan ajar PJJ DITSMP Kemendikbud
Picture 23	https://www.facebook.com/Thapelo-ya-hoseng-100591988127456/
Picture 24	https://www.bracomb.com/index.php?main_page=product_info&products_id=313773
Picture 25	http://www.jessicanmathisen.com/2018/01/the-power-of-our-words.html
Picture 26	https://www.greetingsisland.com/preview/cards/graduation/339-4228
Picture 27	https://apkpure.com/happy-holiday-greeting-cards-maker/ob.invite.card.happyholidaysgreetings
Picture 28	https://www.pngegg.com/id/png-bywbe
Picture 29	Contoh bahan ajar PJJ DITSMP Kemendikbud
Picture 30	https://timesofindia.indiatimes.com/topic/Bakr-eid?from=mdr
Picture 31	https://www.pinterest.cl/pin/426786502190988141/
Picture 32	Contoh bahan ajar PJJ DITSMP Kemendikbud
Picture 33	Contoh bahan ajar PJJ DITSMP Kemendikbud
Picture 34	Contoh bahan ajar PJJ DITSMP Kemendikbud
Picture 35	Contoh bahan ajar PJJ DITSMP Kemendikbud
Picture 36	Contoh bahan ajar PJJ DITSMP Kemendikbud
Picture 37	Contoh bahan ajar PJJ DITSMP Kemendikbud
Picture 38	Contoh bahan ajar PJJ DITSMP Kemendikbud
Picture 39	Contoh bahan ajar PJJ DITSMP Kemendikbud
Picture 40	Contoh bahan ajar PJJ DITSMP Kemendikbud
Picture 41	Contoh bahan ajar PJJ DITSMP Kemendikbud
Picture 42	Contoh bahan ajar PJJ DITSMP Kemendikbud

Picture 43	Contoh bahan ajar PJJ DITSMP Kemendikbud
Picture 44	Contoh bahan ajar PJJ DITSMP Kemendikbud
Picture 45	Contoh bahan ajar PJJ DITSMP Kemendikbud
Picture 46	Contoh bahan ajar PJJ DITSMP Kemendikbud
Picture 47	https://www.englishiana.com/2016/05/15-contoh-kartuucapan-selamat-bahasa-inggris.html
Picture 58	https://pxhere.com/en/photo/1603904
Picture 59	http://clipart-library.com/free/birthday-frame-png.html
Picture 60	https://www.pngegg.com/en/png-bkdhj
Picture 61	https://depositphotos.com/17614933/stock-photo-graduation-frame.html
Picture 62	https://www.pixtastock.com/illustration/55463971
Picture 63	https://www.shutterstock.com/search/medical+frame
Picture 64	Landscape-_50037082901.html
Picture 65	https://www.alibaba.com/product-detail/Motivational-Frame-Success-
Picture 66	https://www.greetingsisland.com/cards/holidays/ramadan
Picture 67	https://in.pinterest.com/pin/585045807818060005/
Picture 68	https://www.moonpig.com/uk/personalised-cards/p/deepest-sympathy-card/ld391/
Picture 69	https://www.pngwing.com/en/free-png-bmoop
Picture 70	https://www.pngwing.com/en/free-png-bmoop
Picture 71	https://www.pngwing.com/en/free-png-bmoop
Picture 72	https://stock.adobe.com/search?k=kuningan
Picture 73	https://www.cardsdirect.com/samples-information.aspx https://birthdaywishesquotesx.com/birthday-greeting-card/
Picture 74	https://www.holidaycardsapp.com/cards/full_of_love_happy_birthday_card
Picture 75	well-soon-greeting-card-second-nature-just-to-say-cards.html
Picture 76	https://www.meijer.com/shop/en/campaigns/graduation-gifts/cards-

	wrapping/congratulations-on-your-graduation-card/p/8417272392
Picture 77	Contoh bahan ajar PJJ DITSMP Kemendikbud
Picture 78	Contoh bahan ajar PJJ DITSMP Kemendikbud
Picture 79	Contoh bahan ajar PJJ DITSMP Kemendikbud
Picture 80	Contoh bahan ajar PJJ DITSMP Kemendikbud
Picture 81	Contoh bahan ajar PJJ DITSMP Kemendikbud
Picture 82	Contoh bahan ajar PJJ DITSMP Kemendikbud
Picture 83	Buku siswa Bahasa Inggris Kelas 8 Kemendikbud
Picture 84	Buku siswa Bahasa Inggris Kelas 8 Kemendikbud
Picture 85	Contoh bahan ajar PJJ DITSMP Kemendikbud
Border	https://pngtree.com/freepng/greeting-card-card-border-illustration_4610992.html
Border	https://pngtree.com/freepng/birthday-flag-multi-color-garland-hanging_3566532.html
Border	https://pngtree.com/freepng/chinese-valentines-day-gift-box-birthday-present-wedding-festival_3951793.html



**Direktorat Sekolah Menengah Pertama
Direktorat Jenderal Pendidikan Anak Usia Dini,
Pendidikan Dasar, dan Pendidikan Menengah
Kementerian Pendidikan dan Kebudayaan RI
2020**